

# BIFACIAL PERC MONOCRYSTALLINE 120PMB12



- ◆ TT610-120PMB12 610 Wp
- ◆ TT605-120PMB12 605 Wp
- ◆ TT600-120PMB12 600 Wp
- ◆ TT595-120PMB12 595 Wp
- ◆ TT590-120PMB12 590 Wp



## High Conversion Efficiency

High panel efficiency to guarantee high power output



## Self-Cleaning And Anti-Reflection Glass

Coating glass for self-cleaning reduces surface dust



## Outstanding Low Irradiation Glass

Outstanding panel performance even in weak light conditions



## Excellent Durability

Wind load up to 2400 Pa, Snow load up to 5400 Pa

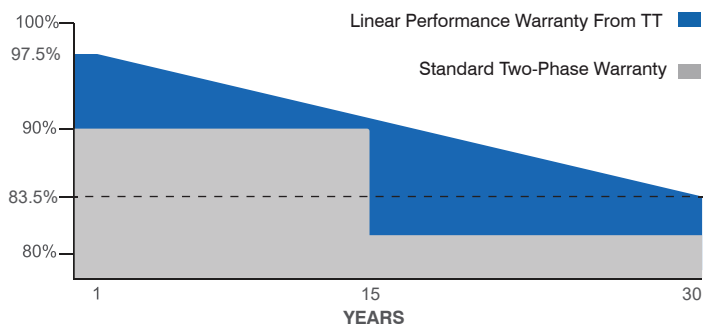



## 0~+5W Positive Power Tolerance



## Easy Installation

12BB



30 Years Performance Warranty



15 Years Product Warranty

## Half-Cut



IEC 61215, IEC 61730-1, IEC 61730-2  
IEC 62804 PID (POTENTIAL INDUCED DEGRADATION)  
IEC 61701 SALT MIST CORROSION  
IEC 62716 AMMONIA CORROSION  
ISO 9001:2015, ISO 14001:2015, ISO 45001:2018



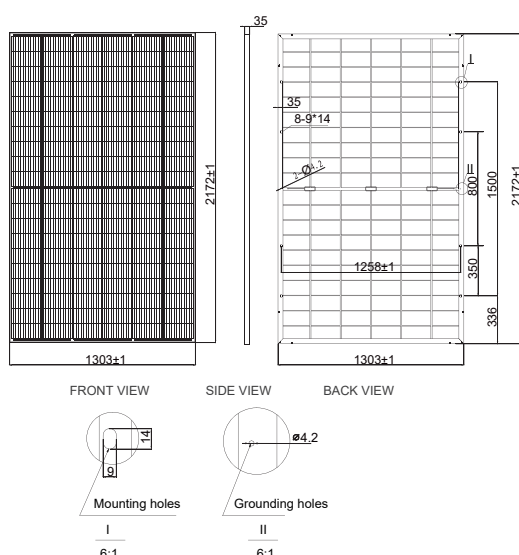
SOMPO SiGORTA

Model Type	TT590 120PMB12	TT595 120PMB12	TT600 120PMB12	TT605 120PMB12	TT610 120PMB12
Peak Power (P <sub>max</sub> )	590Wp	595Wp	600Wp	605Wp	610 Wp
Module Efficiency	20.85	21.02	21.20	21.38	21.55
Maximum Power Voltage (V <sub>mp</sub> )	34.10	34.20	34.30	34.50	34.70
Maximum Power Current (I <sub>mp</sub> )	17.30	17.40	17.50	17.54	17.58
Open Circuit Voltage (V <sub>oc</sub> )	41.10	41.30	41.50	41.70	41.90
Short Circuit Current (I <sub>sc</sub> )	18.33	18.43	18.53	18.58	18.62
Power Tolerance	0~+5W				
Maximum System Voltage	1500V DC				
Operating Temperature	-40 ~ +85°C				
Protection Class	Class II				
Maximum Series Fuse Rating	30A				

## MECHANICAL SPECIFICATIONS

Cell Dimensions(mm)	210x105
Cells per Module(pcs)	120 (6x20)
Weight(kg)	31.0
Panel Dimensions(mm)	2172x1303x35
Max. Wind/Snow Load(Pa)	2400/5400
Junction Box	IP68
Junction Box Cable Length(mm)	350-1600

## PHYSICAL CHARACTERISTICS



## REARSIDE POWER GAIN

(600W Front Power Referenced)

Rear Power Gain	5%	10%	15%	20%	25%
Maximum Power (P <sub>max</sub> )	630	660	690	720	750
Short Circuit Current (I <sub>sc</sub> )	19.45	20.38	21.31	22.24	23.16
Open Circuit Voltage (V <sub>oc</sub> )	41.10	41.30	41.50	41.70	41.90
Maximum Power Current (I <sub>mp</sub> )	18.38	19.25	20.13	21	21.88
Maximum Power Voltage (V <sub>mp</sub> )	34.30	34.30	34.30	34.30	34.30

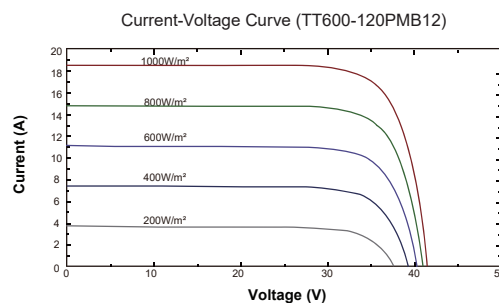
## TEMPERATURE CHARACTERISTICS

Temp. Coeff. of (I <sub>sc</sub> )	0.040%/°C
Temp. Coeff. of (V <sub>oc</sub> )	-0.260%/°C
Temp. Coeff. of (P <sub>max</sub> )	-0.340%/°C

## PACKING CONFIGURATION

Container	40' GP
Pieces per Pallet	31
Pieces per Container	527
Pallet Per Container	17

## ELECTRICAL CHARACTERISTICS



\* The specifications are obtained under the standard test conditions: 1000W/m<sup>2</sup> solar irradiance, 1.5 Air Mass and cell temperature of 25°C. Measurement uncertainty for all panels is 6%. The actual transactions will be subject to the contracts. These parameters are for reference only and it is not a part of the contracts. The technical specifications in this document may vary. For more information, refer to the "Installation Manual".

\* For roof, facades and installations on similar surfaces, solar panels should be mounted over a fire-resistant covering suitable for this application, with adequate ventilation between the back of the solar panels and the mounting surface. Improper installations are hazardous and may spark a fire. Solar panels must not be mounted on structures and roofs which are made of not fire-resistant materials such as plastic layer, transparent plastic, PVC or similar materials without any fire-protection layer. Usage and installation not in accordance with the guidelines as outlined in the installation manual will terminate the warranty. Please refer to the installation manual and the warranty documents for further details.

\* Tommatech® GmbH reserves the right to change the specification of products without prior notice.

Ver.2308.23