

TOPCON MONOCRYSTALLINE ■ 120TN10

Half-Cut



High Conversion Efficiency

High panel efficiency to guarantee high power output



Self-Cleaning And Anti-Reflection Glass

Coating glass for self-cleaning reduces surface dust



Outstanding Low Irradiation Glass

Outstanding panel performance even in weak light conditions



Excellent Durability

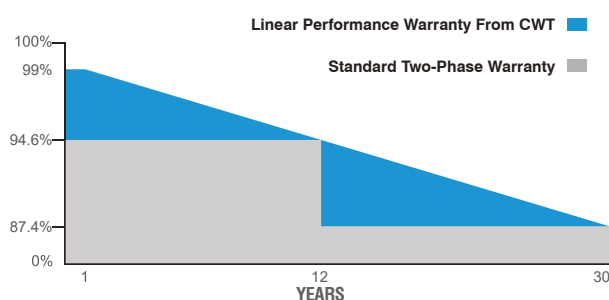
Wind load up to 2400 Pa, Snow load up to 5400 Pa



0~+5W Positive Power Tolerance



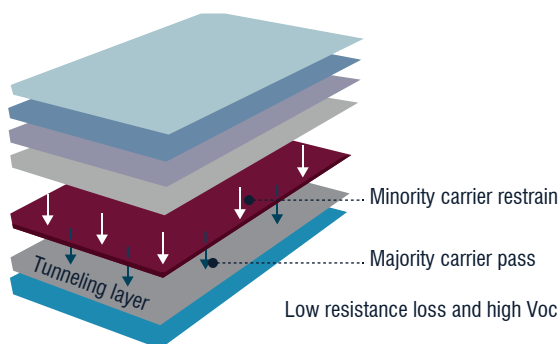
Easy Installation



30 Years Performance Warranty



12 Years Product Warranty



CWT460-120TN10 460 Wp

CWT465-120TN10 465 Wp

CWT470-120TN10 470 Wp

CWT475-120TN10 475 Wp

CWT480-120TN10 480 Wp

30
YEARS
PERFORMANCE
WARRANTY

TOPCON MONOCRYSTALLINE • 120TN10 Half-Cut

ELECTRICAL CHARACTERISTICS

Model Type	CWT460 120TN10	CWT465 120TN10	CWT470 120TN10	CWT475 120TN10	CWT480 120TN10
Peak Power (P _{max})	460 Wp	465 Wp	470 Wp	475 Wp	480 Wp
Module Efficiency	21.25	21.45	21.71	21.94	22.17
Maximum Power Voltage (V _{mp})	35.26	35.46	35.66	35.86	36.06
Maximum Power Current (I _{mp})	13.05	13.12	13.19	13.25	13.32
Open Circuit Voltage (V _{oc})	41.90	42.10	42.30	42.50	42.70
Short Circuit Current (I _{sc})	13.86	13.93	14.00	14.08	14.14
Power Tolerance	0~+5W				
Maximum System Voltage	1500V DC				
Operating Temperature	-40 ~ +85°C				
Protection Class	Class II				
Maximum Series Fuse Rating	25A				

MECHANICAL SPECIFICATIONS

Cell Dimensions(mm)	182x91
Cells per Module(pcs)	120 (6x20)
Weight(kg)	24.6
Panel Dimensions(mm)	1909x1134x35
Max. Wind/Snow Load(Pa)	2400/5400
Junction Box	IP68
Junction Box Cable Length(mm)	350-1600

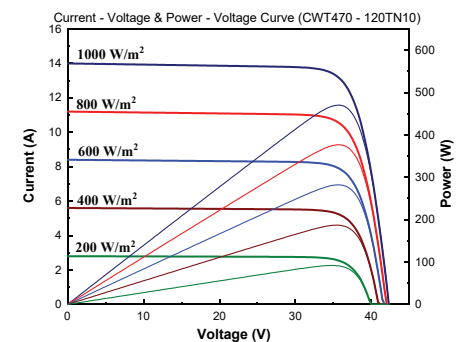
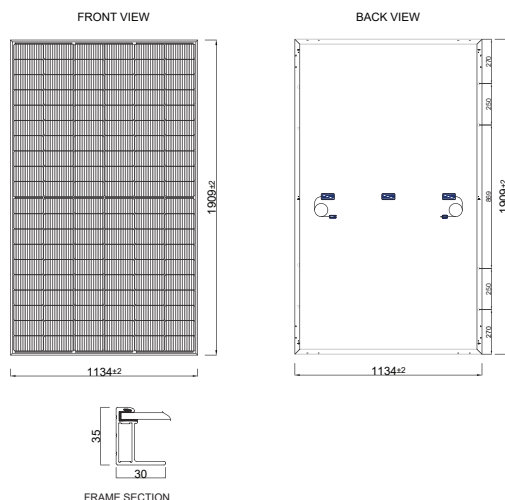
TEMPERATURE CHARACTERISTICS

Temp. Coeff. of (I _{sc})	0.040%/°C
Temp. Coeff. of (V _{oc})	-0.260%/°C
Temp. Coeff. of (P _{max})	-0.30%/°C

PACKING CONFIGURATION

Container	40' GP
Pieces per Pallet	31
Pieces Per Container	744
Pallet Per Container	24

PHYSICAL CHARACTERISTICS



* The specifications are obtained under the standard test conditions: 1000W/m2 solar irradiance, 1.5 Air Mass and cell temperature of 25°C. Measurement uncertainty for all panels is 3%. The actual transactions will be subject to the contracts. These parameters are for reference only and it is not a part of the contracts. The technical specifications in this document may vary. For more information, refer to the "Installation Manual".

* For roof, facades and installations on similar surfaces, solar panels should be mounted over a fire-resistant covering suitable for this application, with adequate ventilation between the back of the solar panels and the mounting surface. Improper installations are hazardous and may spark a fire. Solar panels must not be mounted on structures and roofs which are made of not fire-resistant materials such as plastic layer, transparent plastic, PVC or similar materials without any fire-protection layer. Usage and installation not in accordance with the guidelines as outlined in the installation manual will terminate the warranty. Please refer to the installation manual and the warranty documents for further details.

* CW Enerji reserves the right to change the specification of products without prior notice.

Ver.2308.17