




GERMAN-based company ●●●

## SOLAR SMART HOME SYSTEMS

### Product Catalogue





 Production Center / Munich / Germany



 Production Center / Antalya / Turkey

## Table of Contents

About Us	4
Vision & Mission	4
What is a Smart Home?	10
M10 TOPCon Solar Panels	12
M10 TOPCon Full Black Solar Panels	14
Trio Hybrid K Series Three-Phase Hybrid Inverter	16
Hightech Power LiFePO <sub>4</sub> Lithium Batteries	18
Monoblock Heat Pump (Three-Phase)	20
Pool Heat Pump	22
22 kW AC Electric Vehicle Charging Station	24
Smart Meter	26
Fan Coil Heating & Cooling	28
Underfloor Heating	29
Hot Water	30
Thermal Solar Panel	31



In an increasingly complex world, we continuously adapt to changes and actively encourage all our partners to embrace our long-term goals and values through goal-oriented communication and a deep mutual understanding of our mission. In this way, we aim to provide a valuable contribution for future generations.

# T e c h n o l o g y

## Vision:

Our vision is to be a leader in the development of advanced solar energy technologies that maximize energy efficiency, protect the ecological balance, restore harmony between humans and nature, and accelerate the global transition to renewable energy in order to achieve the set climate goals.

## Mission:

We focus on continuous innovation and research to develop modern solar technology and integrate it efficiently into smart home systems, enabling our customers to benefit from connected and sustainable energy use.

## Today:

Many customers are already benefiting from our modern installations, which we have seamlessly integrated into their homes. This optimizes energy consumption, allowing customers to save money immediately and reduce their carbon footprint.

# O p t i m i z a t i o n

"Through intelligent optimization solutions, we achieve the most efficient use of solar energy worldwide, actively supporting the achievement of climate neutrality."

"We are committed to developing and implementing advanced automation and control technologies to optimize energy consumption in households and businesses while significantly reducing operating costs."

Our customers' current energy optimization systems have already achieved significant improvements in emissions.

# M a n u f a c t u r i n g

We aim to be a leading manufacturer of solar technologies, setting industry standards for quality and sustainability.

We are committed to producing high-quality and innovative solar products that meet the needs of the present while addressing future challenges. Through continuous improvements and investments in our production processes, we strive to maximize efficiency and minimize environmental impact.

Our customers are already benefiting from the advanced solar products manufactured in our state-of-the-art facilities. These products are not only efficient and reliable but also leading in terms of sustainability and environmental protection. The continuous optimization of our production processes guarantees products that are both economically and ecologically advantageous.

# M i l e s t o n e s

We are pioneering solar technology that plays a crucial role in contributing to energy independence and climate resilience.

We drive transformative change in the global use of solar energy. By developing technologies that enable significant improvements in performance and ease of use, we are setting new standards.

Customers worldwide are using our technology, and together we are accelerating the transition to renewable energy while achieving both economic and ecological benefits.

# A u t o m a t i o n

To drive the integration of intelligent automation solutions that make the interaction between solar technologies and end users seamless and intuitive.

To develop automation systems that not only operate smoothly but also adapt to consumer needs. These systems aim to optimize energy consumption, enhance operational efficiency, and accelerate the adoption of renewable technologies.

Our customers are enjoying the convenience and efficiency that our intelligent automation solutions bring to their daily lives. These technologies simplify the control of their energy supply, reduce costs, and support the transition to a more environmentally friendly future.



2014



60+



2

# T

## ransparency

### Vision:

We aim to create an atmosphere of openness where everyone from our customers to our employees feels secure and well-informed.

### Mission:

Clear information, no secrets that's our motto. Whether it's about the production of our products or how they function, we keep you constantly updated. We believe that well informed people make better decisions.

### Today:

Our customers and partners benefit from our transparent business management. We ensure complete openness at every stage of our processes, from development to product delivery. This practice of open communication allows our stakeholders to make informed decisions and strengthens trust in long-term collaboration with our company.

# E

## xperience

We want every interaction with our company to be a positive experience for customers and partners. Our products and services should not only be reliable and innovative but also inspire enthusiasm.

Our goal is to provide each customer and partner with a personalized and valuable experience. With our extensive experience in solar technology, we know what works and we use that knowledge to exceed your expectations and make the transition to sustainable energy easier for you.

Our customers benefit directly from our many years of experience in solar technology. We deliver tailored solutions that are reliable and efficient, supporting every step of the journey toward sustainable energy. Our team ensures a seamless experience through professional advice and assistance.

# C

## ommitment

Our vision is to be a leader in the solar industry through our unwavering commitment to quality and sustainability. We strive to improve in every aspect every day from product development to our services.

Our primary goal is to consistently exceed our customers' expectations. We are committed to the highest quality and continuous improvement of our products and services. Our dedication to sustainability and ethical business practices is unwavering and guides all our actions.

Our customers and partners can rely on our strong commitment. We employ innovative and sustainable technologies to ensure that our solutions are not only efficient but also environmentally friendly. Every project is executed with the highest standards of quality and a focus on long-term customer satisfaction.


# H

## ome Solution

We aim to transform every home into an eco-friendly energy source. Our vision is to offer advanced solar solutions that are easy to integrate and optimize household energy consumption while contributing to global sustainability.

Our goal is to develop customized solar solutions tailored to the specific needs and conditions of each household. We are committed to providing our customers with the best combination of efficiency, ease of use, and economic benefit, making the transition to renewable energy simple and appealing.

Our Home Solution products enable customers to meet their energy needs sustainably while saving costs. Homes equipped with our technology benefit from intelligent energy management and a reduced carbon footprint. Our solutions are not only environmentally friendly but also user-friendly, allowing every household to fully harness the advantages of modern solar technology.



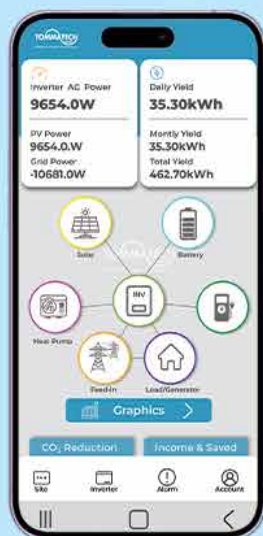
**with TommaTech**  
*You are in control!*



**PORTAL**

*feel the future*  
**LIVE IN COMFORT**





**"Control Your Home with a Tap."**  
Anytime, Anywhere with Tommatech



1 Solar Panel

2 BIPV Panel

3 Waterproof Panel

4 Inverter

5 Battery

6 Charging Station

7 Smart Home Meter

8 Heat Pump (Pool)

9 Heat Pump

10 Air Conditioner

11 Room Thermostat / Controller

12 Underfloor Heating

13 Hot Water System

14 Solar Water Heating System

## WHAT IS A SMART HOME?

A smart home is the perfect harmony of TommaTech solar panels, inverters, batteries, heat pumps, and EV chargers, all manufactured with German technology and precision.

## HOW DOES A SMART HOME WORK?

The solar energy generated by TommaTech panels is converted and managed by TommaTech inverters, powering the TommaTech heat pump and EV charging station with high efficiency and maximum savings.

## WHY CHOOSE A SMART HOME?

To save more while contributing to a greener world.

To stay unaffected by power outages and enjoy uninterrupted comfort.

## WHERE CAN SMART HOME SYSTEMS BE USED?

In every home that aims to increase comfort, save more energy, and leave behind a greener planet.

## ADVANTAGES OF A SMART HOME

- Achieve significant savings on heating, cooling, and hot water.
- Charge your electric vehicles at the lowest possible cost.
- Stay connected and in control even during power outages.
- Get full service from a single brand with unified technical support.
- Store and use solar energy whenever you need it – even after sunset.
- Take full control of your home and electricity bills.


## "One Brand, One App"

### Easy to Use

With the TommaTech Portal, you can easily monitor and control all your devices remotely — all from a single app. From voltage and current readings of your solar panels to the charge level of your high-voltage battery, from the real-time energy consumption of your home to the instant power draw of your EV charger – everything is at your fingertips. You can also switch between hybrid inverter operation modes, adjust the water temperature via the heat pump, and fine-tune many other settings — all remotely, all in one place.


### Easy Access

Thanks to a variety of remote monitoring accessories, the system offers both wired and wireless monitoring options depending on the installation site. You can log in anytime, from anywhere via the web portal or mobile app. Through the web interface, you can access detailed system data and generate daily, monthly, or yearly reports with just a few clicks.



# TOMMATECH M10 TOPCON SOLAR PANELS

108TNB10 450-415Wp Bifacial Topcon N-Type Solar Panels



- › TOPCon M10 panels use monocrystalline silicon technology, resulting in high efficiency.
- › Developed for use in both On-Grid and Off-Grid solar energy systems.
- › Multi-Busbar cell technology minimizes optical and electrical losses and offers high energy efficiency.
- › PERC technology increases cell efficiency and enables the generation of extra power from the back of the solar panels thanks to its bifacial cell structure.
- › Half-Cut design guarantees minimal efficiency loss in shadowing situations.
- › Special coating on both sides of the glass maintains panel efficiency in low irradiance conditions and reduces reflections.
- › The panels meet high standards in terms of resistance to wind load and snow load.
- › Its easy installation allows it to be easily mounted in different application areas.
- › With high efficiency and durability, they offer an effective option for solar energy projects.

## Product Features



**High Conversion Efficiency**



**Self-Cleaning And Anti-Reflection Glass**



**Outstanding Low Irradiation Glass**



**Excellent Durability**



**Easy Installation**



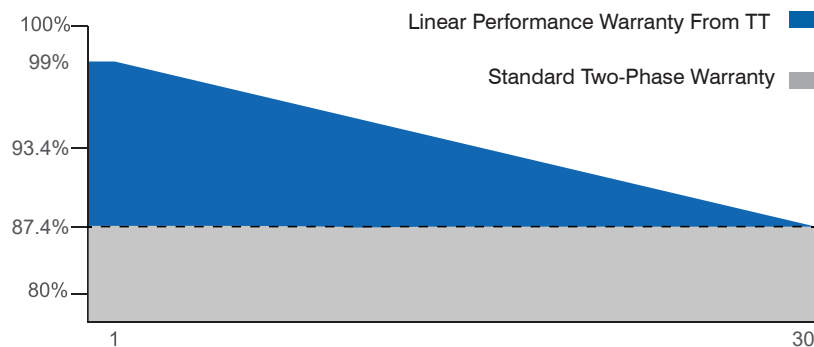
**0~+5W Positive Power Tolerance**



**15 YEARS Product Guarantee**



**30 YEARS Performance Warranty**



**30 Years Performance Warranty**



**15 Years Product Warranty**

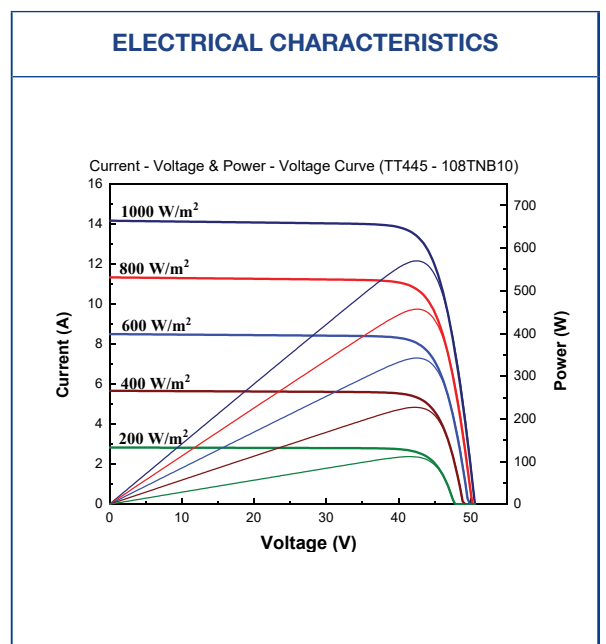
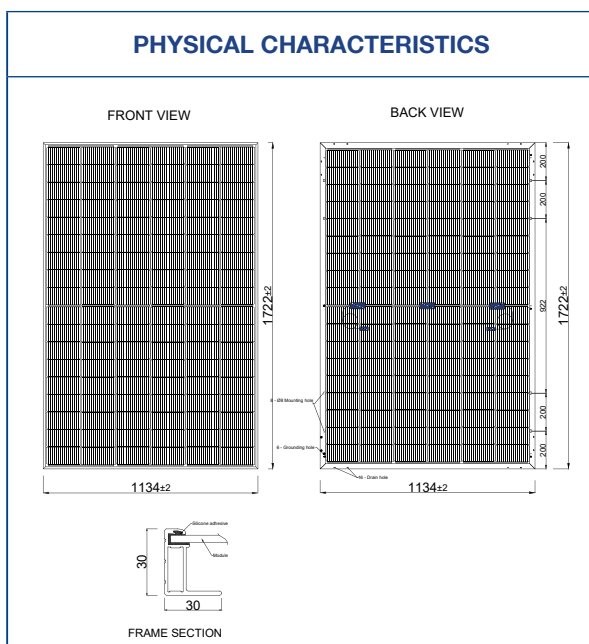
MODEL TYPE	TT415 108TNB10	TT420 108TNB10	TT425 108TNB10	TT430 108TNB10	TT435 108TNB10	TT440 108TNB10	TT445 108TNB10	TT450 108TNB10
Peak Power (Pmax)	415 Wp	420 Wp	425 Wp	430 Wp	435 Wp	440 Wp	445 Wp	450 Wp
Module Efficiency	21.25	21.51	21.76	22.02	22.28	22.53	22.79	23.04
Maximum Power Voltage (Vmp)	31.74	31.94	32.14	32.34	32.54	32.74	32.94	33.14
Maximum Power Current (Imp)	13.08	13.15	13.23	13.30	13.37	13.44	13.51	13.58
Open Circuit Voltage (Voc)	37.71	37.91	38.11	38.31	38.51	38.71	38.91	39.11
Short Circuit Current (Isc)	13.88	13.95	14.03	14.10	14.17	14.24	14.31	14.38
Power Tolerance	0~+5W							
Maximum System Voltage	1500V DC							
Operating Temperature	-40 ~ +85°C							
Protection Class	Class II							
Maximum Series Fuse Rating	25A							
MECHANICAL SPECIFICATIONS								
Cell Dimensions(mm)	182x91							
Cells per Module(pcs)	108 (6x18)							
Weight(kg)	21.45							
Panel Dimensions(mm)	1722x1134x30							
Max. Wind/Snow Load(Pa)	2400/5400							
Junction Box	IP68							
Junction Box Cable Length(mm)	300-1600							

<b>REAR SIDE POWER GAIN</b>					
Rear Power Gain	%5	10%	15%	20%	20%
Maximum Power (Pmax)	467.25	489.50	511.75	534.00	556.25
Short Circuit Current (Isc)	15.03	15.75	16.46	17.18	17.89
Open Circuit Voltage (Voc)	38.71	38.91	38.91	38.91	38.91
Maximum Power Current (Imp)	14.19	14.86	15.54	16.21	16.89
Maximum Power Voltage (Vmp)	32.94	32.94	32.94	32.94	32.94

(445W Front Power Referenced)


<b>PACKING CONFIGURATION</b>	
Container	40' HC
Pieces per Pallet	35
Pieces per Container	910
Pallet Per Container	26

<b>TEMPERATURE CHARACTERISTICS</b>	
Temp. Coeff. of (Isc)	0.040%/°C
Temp. Coeff. of (Voc)	-0.260%/°C
Temp. Coeff. of (Pmax)	-0.30%/°C



# TOMMATECH M10 TOPCON FULL BLACK SEALED & WATERPROOF DESIGN

570 - 595 WP



## M10 TOPCon Full Black Waterproof Solar Panel

TommaTech TOPCon Tile Roof Solar Panels are designed for use in both on-grid and off-grid solar energy systems.

This next-generation solar module features updated cell shapes and dimensions, enabling maximum energy production per unit area. With TOPCon technology, the electron capture capability of the cells is optimized, enhancing both cell and module efficiency.

Known as the "Tile Roof Model," this panel incorporates a specially designed frame system that allows modules to interlock with one another. This design not only enables installation on supporting structures such as garages or storage units, but also ensures complete waterproofing, providing excellent insulation without compromise.

## Product Specifications



**High  
Conversion  
Efficiency**



**Self-Cleaning  
And  
Anti-Reflection  
Glass**



**Outstanding Low  
Irradiation Glass**



**Excellent  
Durability**



**Easy  
Installation**



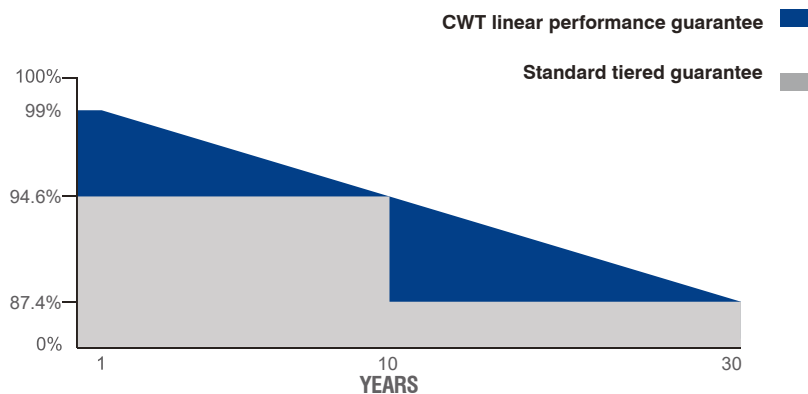
**0~+5W Positive  
Power Tolerance**



**15 Years  
Product Warranty**



**30 Years  
Performance  
Warranty**



**30 Years Performance Guarantee**



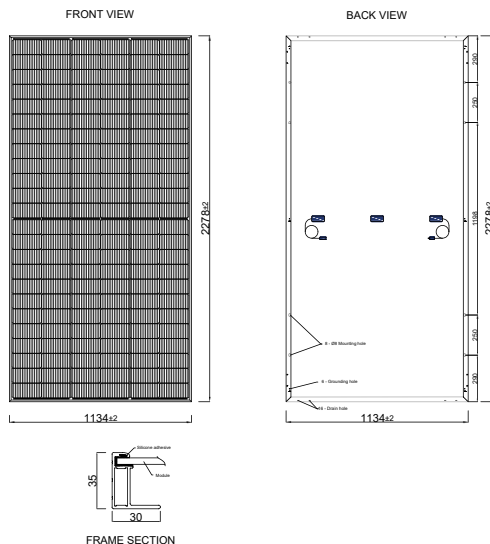
**15 Years Product Warranty**

MODEL TYPE	TT570	TT575	TT580	TT585	TT590	TT595
	144TNFB10	144TNFB10	144TNFB10	144TNFB10	144TNFB10	144TNFB10
Peak Power (Pmax)	570 Wp	575 Wp	580 Wp	585 Wp	590 Wp	595 Wp
Module Efficiency	22.07	22.26	22.45	22.65	22.84	23.03
Maximum Power Voltage (Vmp)	42.55	42.75	42.95	43.15	43.35	43.55
Maximum Power Current (Imp)	13.40	13.46	13.51	13.56	13.62	13.67
Open Circuit Voltage (Voc)	50.58	50.78	50.98	51.18	51.38	51.58
Short Circuit Current (Isc)	14.17	14.23	14.31	14.38	14.45	14.53
Power Tolerance	0~+5W					
Maximum System Voltage	1500V DC					
Operating Temperature	-40 ~ +85°C					
Protection Class	Class II					
Maximum Series Fuse Rating	25A					
MECHANICAL SPECIFICATIONS						
Cell Dimensions(mm)	182 x 91					
Cells per Module(pcs)	144 (6x24)					
Weight(kg)	29.0					
Panel Dimensions(mm)	2278x1134x35					
Max. Wind/Snow Load(Pa)	2400/5400					
Junction Box	IP68					
Junction Box Cable Length(mm)	300-1600					

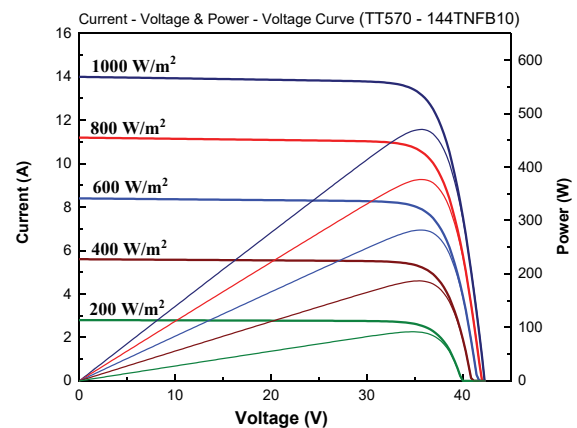
<b>TEMPERATURE CHARACTERISTICS</b>	
Temp. Coeff. of (Isc)	0.040%/°C
Temp. Coeff. of (Voc)	-0.260%/°C
Temp. Coeff. of (Pmax)	-0.30%/°C

<b>PACKING CONFIGURATION</b>	
Container	40' GP
Pieces per Pallet	31
Pieces per Container	620
Pallet Per Container	20

### PHYSICAL CHARACTERISTICS



### ELECTRICAL CHARACTERISTICS



The data presented above has been obtained under Standard Test Conditions (STC): 1000 W/m² solar irradiance, 1.5 Air Mass (AM), and a cell temperature of 25°C. The measurement uncertainty for all panels is ±6%. Actual data will be subject to contractual agreements. The technical specifications provided in this document are for informational purposes only and do not form part of any contract. Specifications in this document are subject to change. For detailed information, please refer to the "Installation Manual".

- Solar panels must be mounted on fire-resistant surfaces suitable for rooftop, façade, or similar installations, ensuring there is adequate ventilation space between the rear layer of the modules and the mounting surface. Improper installations may pose fire hazards and may lead to fire incidents. Solar panels should not be installed on transparent plastic, PVC, or other materials that are not resistant to fire hazards. Installations that do not comply with the conditions stated in the Installation Manual and Warranty Document will void the product warranty. Please refer to the Installation Manual and Warranty Documents for detailed information.

- TommaTech® GmbH reserves the right to modify product specifications without prior notice.

# TOMMATECH TRIO HYBRID K SERIES THREE PHASE HYBRID INVERTER

TRIO HYBRID K 5.0 - 15.0 kW



## Trio Hybrid K

TommaTech Trio-Hybrid K Series Three-Phase Inverters are the preferred solution for both residential and commercial projects, as they support unbalanced phase output, are double-protected for BMS, and can be remotely controlled with multiple communication options. With power options ranging from 5.0 kW to 15.0 kW, a single inverter can achieve up to 46 kWh of storage capacity. Additionally, parallel installations can reach up to 150 kWh and 460 kWh of storage capacity.

## Product Features



**High Efficiency**



**Remote Monitoring**



**3 Phase AC Output**



**IP65 Protection**



**Phase Stabilisation**



**Up to 10 Parallel Connecting**



**High Voltage Battery Supported**



**Natural / Smart Fan Cooling**

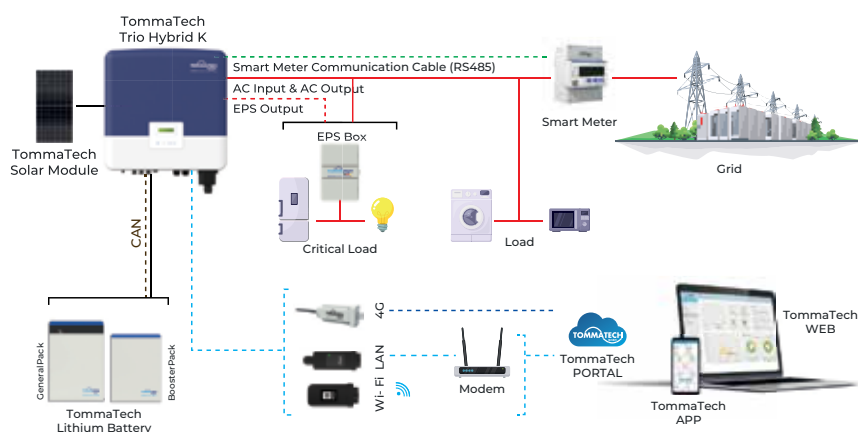


**2 MPPT / 2-3 Array Input**



**10 Years Warranty**

## Connection Diagram



MODEL	Trio-Hy-K-5.0	Trio-Hy-K-6.0	Trio-Hy-K-8.0	Trio-Hy-K-10.0	Trio-Hy-K-12.0	Trio-Hy-K-15.0
DC INPUT						
Maximum PV Array Power [Wp]	8000	10000	12000	15000	18000	18000
Max. PV Input Voltage [V]	1000		1000			
Start Input Voltage [V]	200		200			
Nominal Input Voltage [V]	640		640			
MPPT Voltage Range [V]	180~950		180~950			
MPPT Number/ MPPT Sequence Input Number	2(1/1)		2(2/1)			
Maximum Input Current (MPPT A / (MPPT B) [A]	16/16		26/16			
Maximum Short Circuit Current (MPPT A / (MPPT B) [A]	20/20		30/20			
AC INPUT & OUTPUT						
Rated AC Output Power [W]	5000	6000	8000	10000	12000	15000
Maximum AC Output Apparent Power [VA]	5500	6600	8800	11000	13200	15000
Maximum AC Output Current [A]	8.1	9.7	12.9	16.1	19.3	24.1
Max. AC Input Apparent Power [VA]	10000	12000	16000	20000	20000	20000
Max. AC Input Current [A]	16.1	19.3	25.8	32.0	32.0	32.0
Nominal AC Voltage [V]	415/240; 400/230; 380/220					
Nominal Grid Frequency/Grid Frequency Range [Hz]	50/60					
Displacement Power Factor	0.8 Front ~0.8 Back					
THDi (Rated Power) [%]	<3					
BATTERY DATA						
Battery Type	Li-on Battery					
Battery Voltage Range [V]	180~800					
Max. Continuous Charge/Discharge Current [A]	30					
EPS OUTPUT (WITH BATTERY)						
Nominal Output Power [W]	5000	6000	8000	10000	12000	15000
Peak Apparent Power [VA]	7500,60s	9000,60s	12000,60s	15000,60s	15000,60s	16500,60s
Max. Continous Current [A]	7.2	8.7	11.6	14.5	17.5	21.8
Nominal Voltage [V]; Frequency [Hz]	400/230; 50/60					
Switch Time [ms]	<10					
Parallel Operation	Yes					
SYSTEM DATA						
Max. Efficiency [%]	98.0					
Euro. Efficiency [%]	97.7					
Battery Charge/Discharge Efficiency [%]	98.5/97.5					
Standby Consumption [W]	<5W Cold Standby					
Ingress Protection	IP65					
Operating Temperature Range [°C]	-35~60 (Derating at>45, Charge Derating at>35)					
Max. Operation Altitude [m]	3000					
Humidity [%]	0~100					
Typical Noise Emission [dB]	<35		<45			
Storage Temperature [°C]	-40~+70					
Dimensions [WxHxD] [mm]	503x503x199					
Net Weight [kg]	30					
Cooling Concept	Natural Cooling			Smart Cooling		
Communication Interfaces	CT/ Trio Smart Meter/Dongle Wifi / Dongle LAN /Dongle 4G/ USB/ RS485 / DRM					
STANDARD						
Safety	EN/IEC62109-1/-2					
EMC	EN61000-6-1/2/3/ 4; EN61000-3-2/3/11/12					

\* TommaTech GmbH reserves the right to change the specifications of the products without prior notice.

# TOMMATECH HIGHTECH POWER $\text{LiFePO}_4$ LITHIUM BATTERIES

LITYUM BATARYA 3.0 - 12.0 kWh



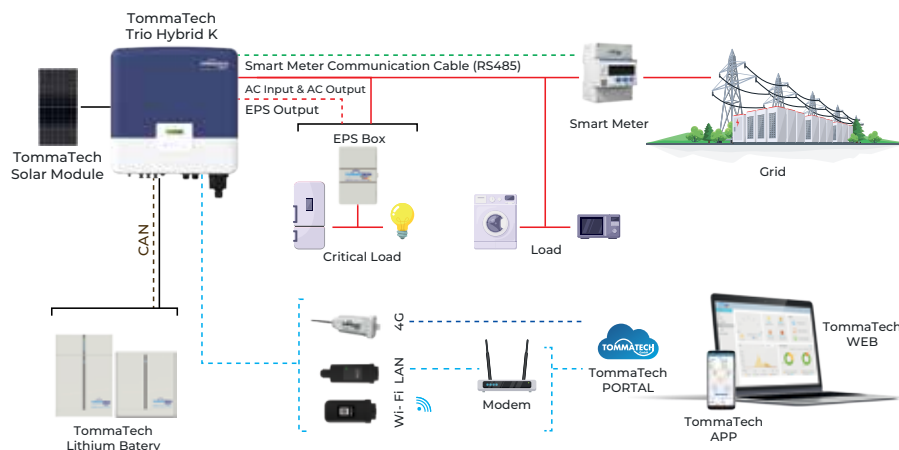
## 3.0 kWh

TommaTech's new High Power Lithium Battery Series offers high voltage battery solutions for hybrid (On-Grid & Off-Grid) systems. The Hightech Power 3.0 kWh Li-Ion Battery Series, which has a capacity of 3.1 kWh, has a new generation BMS (Battery Management System) technology with the option of up to 4 serial connections and a total storage capacity of up to 12 kWh. TommaTech Uno and Trio Hybrid Series Inverters offer a continuous and compact energy system concept. High Power Series Lithium Batteries with 90% discharge depth are a flexible, practical, high performance energy storage solution. At the same time, the series with new generation LFP technology is designed with the concept of safe energy.

## Product Features



## Connection Diagram



MODEL	3.0 kWh	6.0 kWh	9.0 kWh	12.0 kWh
SYSTEM SPECIFICATIONS				
Uno-Hybrid-K 3.0T / 3.7T / 5.0T / 6.0T / 7.5T	Storage Manager + TT 3.0 kWh	Storage Manager + 2 x TT 3.0 kWh	Storage Manager + 3 x TT 3.0 kWh	Not Suitable
Trio-Hybrid-K 5.0T / 6.0T / 8.0T / 10.0T / 12.0T / 15.0T	Not Suitable	Storage Manager + 2 x TT 3.0 kWh	Storage Manager + 3 x TT 3.0 kWh	Storage Manager + 4 x TT 3.0 kWh
Battery	30Ah Lityum(LFP)			
Nominal Voltage [V]	102.4	204.8	307.2	409.6
Operating Voltage Range [V]	90-116	180-232	270-348	360-464
Battery Module	Module x 1	Module x 2	Module x 3	Module x 4
Rated Capacity [Ah]	30			
Total Energy [kWh]	3.1	6.1	9.2	12.3
Usable Energy [kWh]	2.8	5.5	8.3	11.0
Faradic Charge Eciency	99			
Roundtrip Eciency [%]	95			
Standard Power [kW]	2.5	5.1	7.6	10.2
Recommend Charge / Discharge Current [A]	25			
Max Charge / Discharge Current [A]	30			
Cycle Life [%90 DOD]	6000			
Warranty [Year]	10			
Available Charge / Discharge Temperature [°C]	-30 ~ 50			
Storage Temperature [°C]	0 ~ 40 (1 Year) -20 ~ 50 (3 Month)			
Humidity [%]	0 ~ 100			
Altitude [m]	3000			
Protection	IP65			
System to Inverter	RS485 / CAN2.0			
Battery to Battery / BMS	CAN2.0			
Master Control LED Indicator Working	1 LED			
Master Control Capacity Indicator [%]	4 LED (25, 50, 75, 100)			
Battery Module LED	1 LED	2 LED	3 LED	4 LED
Switch On / Off	Button x 1 + Breaker x 1			
Safety Certificate	CE, MSDS			
Un Number	UN3840			
Hazardous Materials Classifcation	Class 9			
Transport Testing Requirement	UN38.3			
PHYSICAL FEATURES				
Dimensions (WxLxH) [mm]	Storage Manager: 482.5×173.5×153  TT 3.0 kWh: 482.5×471.5×153	Storage Manager: 482.5×173.5×153  +2 x TT 3.0 kWh: 482.5×471.5×153	Storage Manager: 482.5×173.5×153  +3 x TT 3.0 kWh: 482.5×471.5×153	Storage Manager: 482.5×173.5×153  +4 x TT 3.0 kWh: 482.5×471.5×153
Weight [kg]	Storage Manager: 7.5 + TT 3.0 kWh: 34.5	Storage Manager: 7.5 +2 x (TT 3.0 kWh: 34.5) = 69	Storage Manager: 7.5 +3 x (TT 3.0 kWh: 34.5) = 103.5	Storage Manager: 7.5 +4 x (TT 3.0 kWh: 34.5= 138

\* TommaTech GmbH reserves the right to change the specifications of the products without prior notice.

# MONOBLOK ISI POMPASI (Three-Phase)

HP-RST-TF-016-N-M1

HP-RST-TF-026-N-M1

HP-RST-TF-020-N-M1



This monoblock-design device contains no indoor unit. Therefore, it is easy to install and takes up no space inside the home. Residential heat pumps have been developed in three variants: three-phase with 16 kW, 20 kW, and 26 kW.

Meets the complete demand for heating, cooling, and hot water. Energy efficiency class of A+++ according to EU standards. EVI technology enables high performance at temperatures between -25°C and +43°C.

Equipped with a Mitsubishi compressor, eco-friendly R32 refrigerant, easy control through a user-friendly LCD touchscreen, remote access via Wi-Fi control, and a low noise level (42 dB).

## Product Features



Energy  
Class



Refrigerant



Economic



WI-FI



SG-READY



All of them  
In One Device



High Efficiency



Full Dc Inverter  
Technology



Smart Water  
Temperature  
Adjustment



EVI Technology

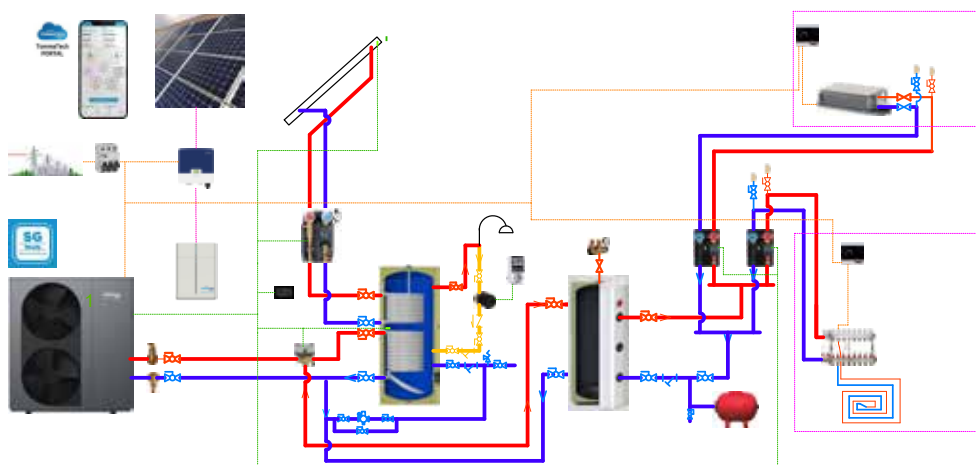


Low Sound  
Level



Cascade  
System

## Connection Diagram



Model	HP-RST-TF-016-N-M1	HP-RST-TF-020-N-M1	HP-RST-TF-026-N-M1
Power Supply (V/Ph/Hz)	380-415V/3N~/ 50Hz		
Refrigerant Type	R32		
(Space Heating) Ambient Temperature (DB/WB): 7°C/6°C, Water Temperature (Inlet/Outlet): Max. Heating			
Capacity	4.81~15.88	6.36~20.44	8.54~25.93
Power Input (kW)	0.81~3.91	1.08~4.61	1.46~6.08
COP	5.94~4.06	5.87~4.33	5.82~4.26
(Space Heating) Ambient Temperature (DB/WB): 7°C/6°C, Water Temperature (Inlet/Outlet): 50°C/55°C.			
Max. Heating Capacity	3.90~15.99	3.41~17.69	4.67~22.27
Power Input (kW)	1.03~5.92	0.89~7.04	1.04~8.66
COP	3.79~2.70	4.32~2.51	4.28~2.57
(Space Heating) Ambient Temperature (DB/WB): 35°C/ -, Water Temperature (Inlet/Outlet): 12°C/7°C.Max.			
Cooling Capacity (kW)	2.63~13.66	3.31~16.82	4.37~21.85
Power Input (kW)	0.59~4.81	0.76~6.44	1.02~8.40
EER	4.46~2.84	4.32~2.61	4.25~2.60
(Hot Water) Ambient Temperature (DB/WB): 20°C/15°C, Water Temperature 15°C to 55°C.			
Max. Heating Capacity	16.81	23.95	31.07
Power Input (kW)	3.94	5.05	6.52
COP	4.27	4.74	4.76
ErP Level (35°C)	A+++		
ErP Level (55°C)	A++		
Electric Heater Nominal Input (kW)	3		
Max. Power Input (kW)	9.6(6.6+3)	10.2(7.2+3)	12.7(9.7+3)
Max. Operating Current (A)	42.4(28.7+13.7)	26(12.3+13.7)	30.4(16.7+13.7)
Circulation Pump	Built-in		
Fan Motor Type	DC Motor		
Water Side Heat Exchanger	Plate Heat Exchanger		
Air Side Heat Exchanger	Fin Heat Exchanger		
Expansion Tank Volume (L)	5		
Screen	7 inch Color Touch Screen		
Wi-Fi Function	Yes		
Nominal Water Flow Rate (m³/h)	2.7	3.4	4.4
Water Pressure Drop (kPa)	24	28	31
Water Pipe Connection	1 1/4"	1 1/4"	1 1/2"
Sound Pressure Level at 1m dB (A)	44~55	45~58	46~59
Operating Range (°C)	-25~43 °C		
Max. Outlet Water Temperature (°C)	60		
Waterproof Class	IPX4		
Electric Shock Resistance	I		
Net Dimensions (W/D/H) (mm)	1263 x 440 x 1377		
Net Weight (kg)	130	135	140

# POOL HEAT PUMPS

HP-POL-TF-R32-28-N-M1    HP-POL-MF-R32-21-N-M1



The TommaTech pool heat pump with a DC Twin Rotary Inverter compressor starts at 20% capacity and adjusts capacity up to 100% based on the water temperature. This design requires three times less starting current compared to traditional ON/OFF heat pumps, enabling more efficient use and lower energy consumption while protecting the household electrical system. The DC inverter compressor is equipped with a special vibration-damping design and a sound-insulating cover, allowing it to operate at a very low noise level of only 32 dB(A). This ensures comfortable conditions in your pool without compromising acoustic comfort.

## Product Features



Refrigerant



Economical



Wi-Fi



High Efficiency

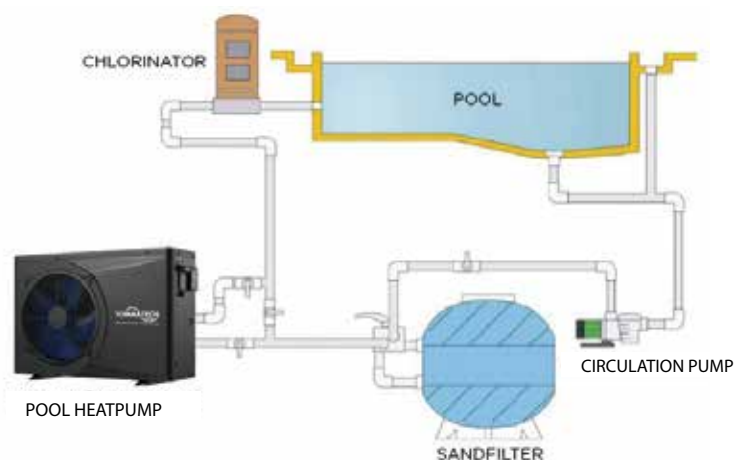


Low Noise Level



Full DC Inverter  
Technology

## Connection Diagram



HP-POL-MF-R32-21-N-M1		HP-POL-TF-R32-28-N-M1
Ambient Temperature: (DB/WB) 27°C/24.3°C; Water Inlet/Outlet Temperature:26°C/28°C.		
Heating Capacity (kW)	4.72~21.2	4.95~28.1
Power Input (kW)	0.33~3.59	0.35~5.1
COP	14.3~5.91	14~5.51
Boost Mode	Heating Capacity (kW)	21.2
	COP	5.91
Smart Mode	Heating Capacity (kW)	17
	COP	7.85
Silent Mode	Heating Capacity (kW)	10.2
	COP	10.1
Ambient Temperature: (DB/WB) 15°C/12°C; Water Inlet Temperature: 26°C / 28 °C		
Heating Capacity (kW)	3.5~14.2	4.05~18.5
Power Input (kW)	0.47~2.88	0.537~3.737
COP	7.45~4.93	7.54~4.95
Boost Mode	Heating Capacity (kW)	14.2
	COP	4.93
Smart Mode	Heating Capacity (kW)	11.2
	COP	5.8
Silent Mode	Heating Capacity (kW)	7.5
	COP	6.5
Power Supply (V/Ph/Hz)	220-240V / 1Ph / 50Hz	380-415V / 3Ph / 50Hz
Max. Power Input (kW)	4.1	5.4
Max. Current (A)	18.8	10.2
Operating Temperature Range (°C)	-10~+43 °C	
Heating Temperature Range (°C)	+15~+40 °C	
Refrigerant Type	R32	
Compressor Brand	Mitsubishi	
Sound Pressure at 1m dB(A)	35~52	36~55
Water Flow (m³/h)	9.1	12
Water Pressure Drop (kPa)	32	38
Net Dimensions ( L*W*H)(mm)	1130 x 445 x 775	
Net Weight (kg)	75	90
Water Pipe Connection (mm)	50	

# TOMMATECH FAST 22 kW AC ELECTRIC VEHICLE CHARGING UNIT

With / Without Cable



## Trio EV Charger 22 kW With / Without Cable

TommaTech EV Chargers allow quick and simple charging of electric vehicles with different charging standards via Type II connectors in Eco-Mode, Fast-Charging and Custom-Mode. Based on their smart design, the EV Chargers can be installed indoor and outdoor and operated within a high temperature range, which makes TommaTech EV Chargers the preferred choice for residential, office or public applications. Additionally, the compatibility with TommaTech Trio and Uno Hybrid Inverters allow the charging of stored solar electricity from the battery at night thus enabling highest utilization of charging assets.

## Ürün Özellikleri



Emergency Stop  
Button



100% Compatible  
with Solar Energy



Lightning  
Protection



Type 2 Charg-  
ing Cable



IP65  
Protection  
Rating



Efficiency



OCPP 1.6J



Safe Charging  
Technology

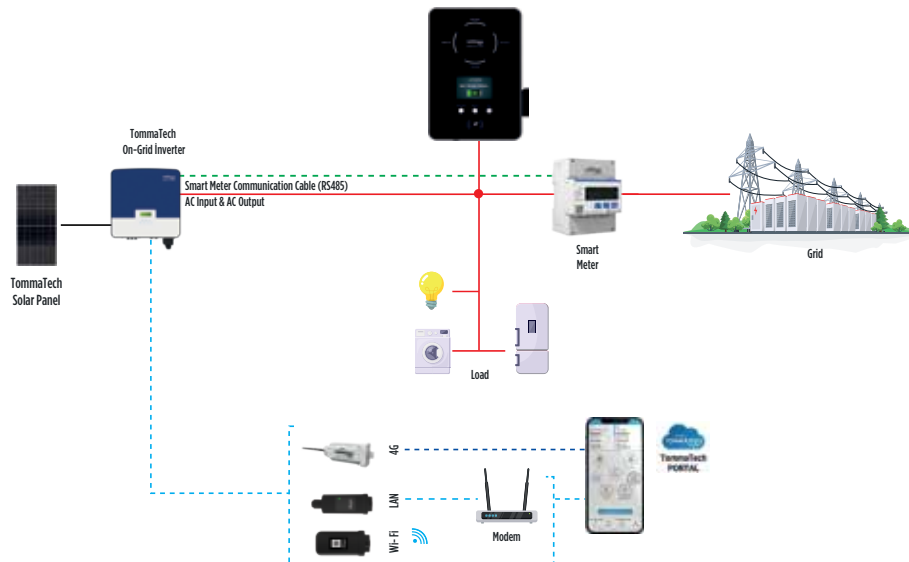


Remote  
Monitoring



Indoor and  
Outdoor Use

## Connection Diagram



## Trio-EVC-22.0

<b>AC NOMINAL INPUT</b>	
Phases/Lines	Three Phase /L1+L2+L3+N+PE
Voltage [V]	400±10%
Frequency [Hz]	50/60
<b>AC NOMINAL OUTPUT</b>	
Voltage [V]	400±10%
Current [A]	16
Power [kW]	11
<b>INTERFACE</b>	
Wi-Fi or 4G LTE	Optional
RS485	Yes
RFID	Yes
OCPP 1.6 (JSON)	Optional
LCD Screen	Optional
CT Clamps	Trio Option
<b>GENERAL DATA</b>	
Housing Material	Plastic/Metal
Installation Method	Wall - Mount
Wall-mount Bracket	Yes
Charging Outlet	One Charging Cable and Connector (Type2) / Socket- Outlet
Cable Length [m]	5
Operating Temperature [°C]	-20~+50
Operating Humidity [%]	5%- 95% Without Condensation
Operating Altitude [m]	<2000
Degree of Protection	IP54
Application Site	Indoor / Outdoor
Cooling Concept	Natural Cooling
Dimension (WxHxD) [mm]	249x370x142
Net Weigth [kg]	6.2
<b>SECURITY PROTECTION</b>	
Multiple Protection	Over / Under Voltage Protection, Overload Protection, Shortcircuit Protection,
Integral Earth Leakage	Current Leakage Protection, Grounding Protection, Surge Protection, Overtemperature Protection
Protection Integral	30mA Type A RCD (EN 61008) + 6mA DC protection (EN 62955)
Encrypted Communication	TLS
Safety Standard	IEC 61851-1:2017, IEC 62196-2:2016
Built-in PEN Fault Technology	Yes
Warranty [years]	3 (5 Optional)

\* TommaTech GmbH ürün özelliklerini önceden haber vermeksizin değiştirme hakkını saklı tutar.

# Smart Meter

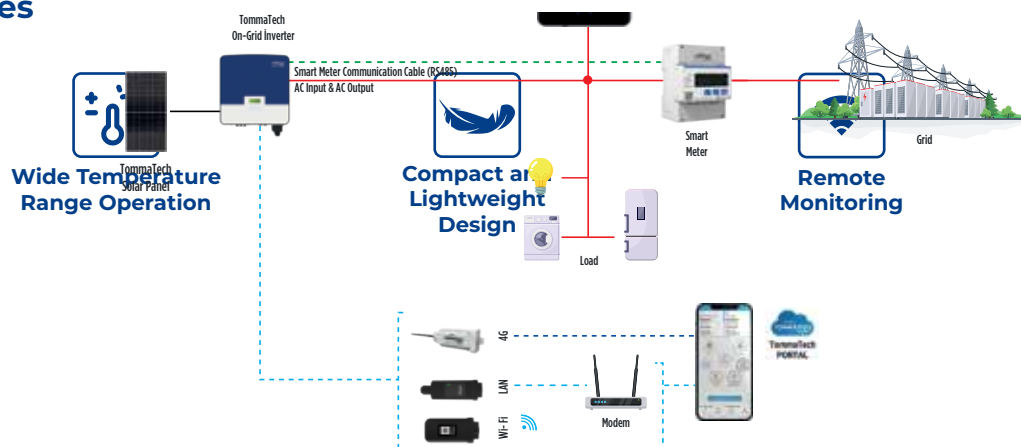
Uno / Trio / Trio CT



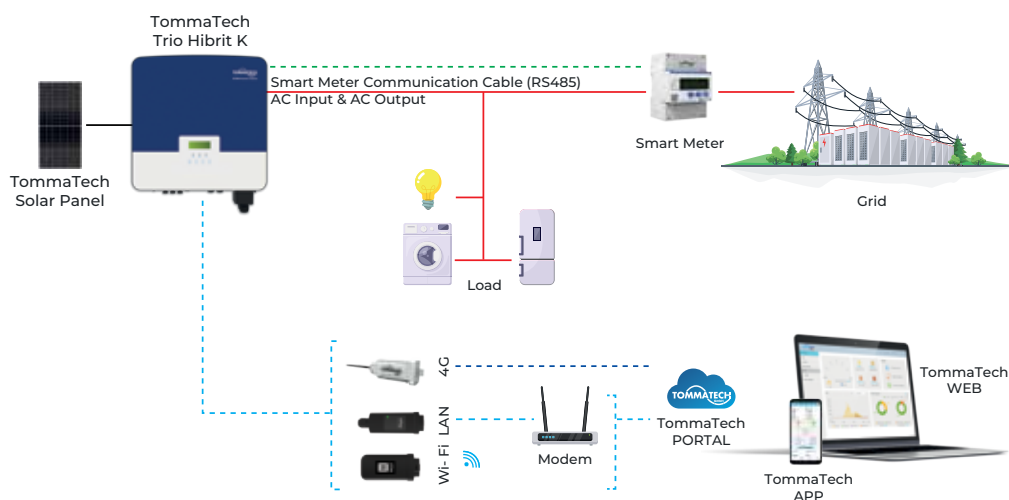
## Smart Meter

Allows real-time monitoring of your energy consumption and helps optimize energy management. With its user-friendly interface and high-precision measurement capability, it supports improved energy efficiency. Thanks to advanced communication protocols, your energy data is securely monitored and analyzed.

## Key Features



## Connection Diagram



	Uno Smart Meter	Trio Smart Meter	Trio Smart Meter-CT
<b>MODEL</b>	DDSU666	DTSU666	DTSU666-CT
<b>SYSTEM PROPERTIES</b>			
Size(YxGxD)	100 x 36 x 65.5 mm (3.9 x 1.4 x 2.6 inch)	100 x 72 x 65.5 mm (3.9 x 2.8 x 2.6 inch)	100 x 72 x 65.5 mm (3.9 x 2.8 x 2.6 inch)
Mounting type	DIN35 Ray		
Weight (cables included)	1.2 kg (2.6 lb)	1.5 kg (3.3 lb)	1.5 kg (3.3 lb)
<b>POWER SUPPLY</b>			
Power Grid Type	1P2W	3P4W/3P3W	3P4W/3P3W
Input Voltage (Phase Voltage)	184Vac ~ 264.5Vac	154 Vac ~ 286 Vac	154 Vac ~ 286 Vac
Power Consumption	1 W	1.5 W	1.5 W
<b>MEASUREMENT RANGE</b>			
Line Voltage	/	290.5 Vac~ 539.5 Vac	290.5 Vac~ 539.5 Vac
Phase Voltage	184Vac ~ 264.5Vac	168 Vac ~ 312 Vac	168 Vac ~ 312 Vac
Strom	0.25-5(80)A	0.25-5(80)A	0.015-1.5(6)A (CT: 200A)
<b>MESSGENAUIGKEIT</b>			
Accuracy Class	Class B	Class B	Class C
<b>INTERFACE</b>			
User Interface	RS485		
Baud Speed	9,600 bps		
Protocol	Modbus-RTU		
<b>ENVIRONMENTAL CONDITIONS</b>			-10°C~+45°C
Working Temperature Range	-25°C~+55°C	-10°C~+45°C	-25°C~+75°C
Storage Temperature Range	-25°C~+55°C	-25°C~+75°C	
Working humidity	<%75 non-condensation		
<b>OTHER</b>			
Accessory	RS485 Kablo (10 m / 33 ft.), RJ45 Connector		3 CT 200A/5A (1m)
	/	/	

\* TommaTech GmbH ürünlerin özelliklerini önceden haber vermeksizin değiştirme hakkını saklı tutar.



## FAN COIL HEATING & COOLING

Cassette Type • Non-Cassette • High Wall  
Floor-Mounted Cassette

### Experience the Comfort of the Future

- Enjoy year-round comfort in your home with the combination of a heat pump and fan coil system.
- Provides cooling in summer and heating in winter.
- Initially, the ambient air is drawn in through the filters located within the fan coil unit.
- The air is then directed through pipes to the coil, which acts as the system's central heat exchanger.
- Inside the coil, the air is conditioned—either heated or cooled—based on room temperature and demand.
- Once the desired temperature is achieved, the conditioned air is redistributed into the interior space via the fan coil's air ducts.

**Ducted Concealed  
Ceiling Fan Coil Unit**



**4-Way Cassette Type  
Fan Coil Unit**



**High Wall Fan  
Coil Unit**



**Floor-Mounted Cassette  
Type Fan Coil Unit**



# FLOOR HEATING SYSTEM



## Experience the Comfort of the Future

Suitable for all types of flooring.

- Can also be installed in older buildings by cutting channels into the existing floor.
- Provides a comfortable indoor temperature through even heat distribution.
- Easy to clean, and wet floors dry quickly.
- Lower ambient temperature results in less airborne dust.
- Heating pipes run entirely beneath the screed, preserving the visual aesthetics of your living space.
- Operates at low temperatures, significantly reducing energy consumption.



# HOT WATER

## Energy Efficiency



With high-temperature operation technology, the system can reach temperatures up to 60°C, effectively preventing the formation of Legionella bacteria and ensuring hygienic hot water for domestic use.

- Thermal solar systems use solar heat to warm domestic water, helping reduce the electricity required by the heat pump to generate hot water.
- A heat pump water tank (boiler) combines storage of hot water generated by a heat pump or solar thermal system with the supply of hot water for taps and showers — all within a single unit.
- By utilizing natural energy sources such as ground, air, or water, it is possible to produce a high amount of thermal energy with minimal electricity consumption for domestic hot water needs.
- Thanks to accumulation or buffer tanks, sudden temperature fluctuations in delivered hot water can be prevented, reducing the risk of scalding and increasing comfort and safety.

## Key Features



**Hygienic**



**Separation of  
Drinking Water and  
Heating Water**



**Low  
Legionella Risk**



**Flexible Combina-  
tion Options  
(e.g. heat pump,  
solar thermal, etc.)**



**Reduction  
of Heat  
Losses**



# THERMAL SOLAR PANEL

## Experience the Comfort of the Future




In certain regions, thermal solar panels can provide up to 90% of domestic hot water needs and support up to 60% of space heating. When solar energy is insufficient, the heat pump automatically takes over.

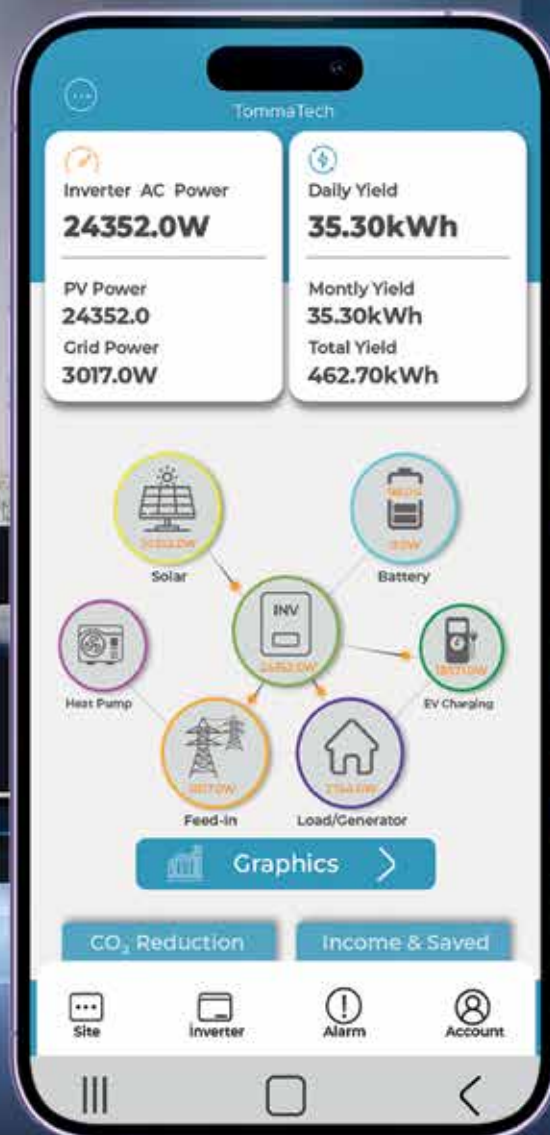

Unlike typical hot water storage tanks, buffer storage tanks are used to support space heating. These tanks offer significantly better thermal insulation — up to 10 to 50 cm thicker. The primary function of the buffer tank is to store solar-generated heat and supply it to the heating water circuit when needed.


System Components:

- Solar Thermal Panel
- Accumulation Tank
- Radiator (Heating) Pump Group
- Hygienic Domestic Hot Water Pump Group
- Solar Thermal Pump Group




# In the Home of the Future, The Power is Yours!











tommatech.de



**www.tommatech.de**  
Munich · GERMANY