

Half-Cut



High Conversion Efficiency

High panel efficiency to guarantee high power output



Self-Cleaning And Anti-Reflection Glass

Coating glass for self-cleaning reduces surface dust



Outstanding Low Irradiation Glass

Outstanding panel performance even in weak light conditions



Excellent Durability

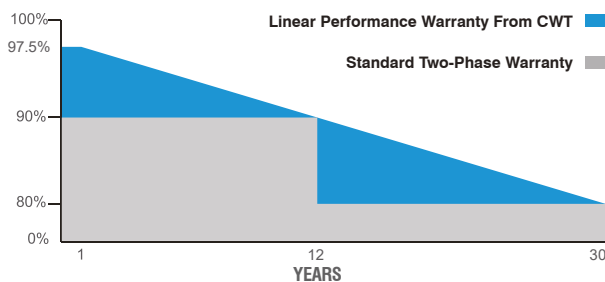
Wind load up to 2400 Pa, Snow load up to 5400 Pa



0~+5W Positive Power Tolerance



Easy Installation



✓ 30 Years Performance Warranty ✓ 12 Years Product Warranty

CWT550-108PM12 550 Wp

CWT545-108PM12 545 Wp

CWT540-108PM12 540 Wp

CWT535-108PM12 535 Wp

CWT530-108PM12 530 Wp

30
YEARS
PERFORMANCE
WARRANTY



SOMPO SiGORTA



IEC 61215, IEC 61730-1, IEC 61730-2
IEC 62804 PID (POTENTIAL INDUCED DEGRADATION)
IEC 61701 SALT MIST CORROSION
IEC 62716 AMMONIA CORROSION
ISO 9001:2015, ISO 14001:2015, ISO 45001:2018

ELECTRICAL CHARACTERISTICS

Model Type	CWT530 108PM12	CWT535 108PM12	CWT540 108PM12	CWT545 108PM12	CWT550 108PM12
Peak Power (P _{max})	530 Wp	535 Wp	540 Wp	545 Wp	550 Wp
Module Efficiency (%)	20.70	20.90	21.09	21.29	21.48
Maximum Power Voltage (V _{mp})	30.7	30.9	31.1	31.3	31.5
Maximum Power Current (I _{mp})	17.27	17.31	17.36	17.42	17.46
Open Circuit Voltage (V _{oc})	37.0	37.2	37.5	37.7	37.9
Short Circuit Current (I _{sc})	18.28	18.33	18.38	18.45	18.49
Power Tolerance	0~+5W				
Maximum System Voltage	1500V DC				
Operating Temperature	-40 ~ +85°C				
Protection Class	Class II				
Maximum Series Fuse Rating	30A				

MECHANICAL SPECIFICATIONS

Cell Dimensions(mm)	210x105
Cells per Module(pcs)	108 (6x18)
Weight(kg)	28.5
Panel Dimensions(mm)	1965x1303x35
Max. Wind/Snow Load(Pa)	2400/5400
Junction Box	IP68
Junction Box Cable Length(mm)	350-1600

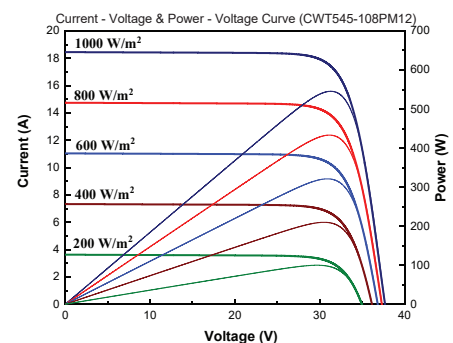
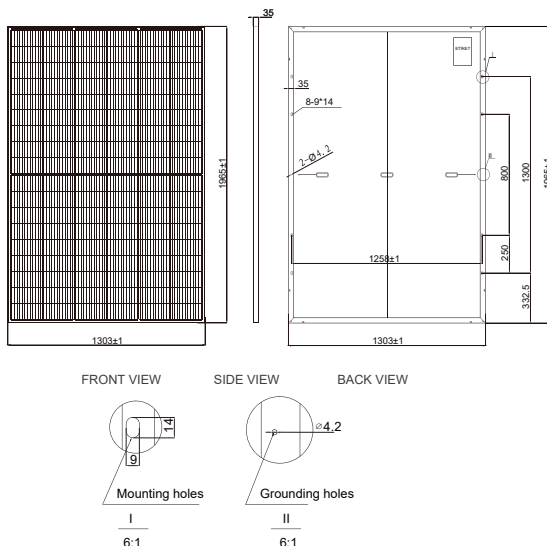
TEMPERATURE CHARACTERISTICS

Temp. Coeff. of (I _{sc})	0.05%/°C
Temp. Coeff. of (V _{oc})	-0.27%/°C
Temp. Coeff. of (P _{max})	-0.35%/°C

PACKING CONFIGURATION

Container	40' GP
Pieces per Pallet	31
Pieces Per Container	480
Pallet Per Container	16

PHYSICAL CHARACTERISTICS



* The specifications are obtained under the standard test conditions: 1000W/m² solar irradiance, 1.5 Air Mass and cell temperature of 25°C. Measurement uncertainty for all panels is 3%. The actual transactions will be subject to the contracts. These parameters are for reference only and it is not a part of the contracts. The technical specifications in this document may vary. For more information, refer to the "Installation Manual".

* For roof, facades and installations on similar surfaces, solar panels should be mounted over a fire-resistant covering suitable for this application, with adequate ventilation between the back of the solar panels and the mounting surface. Improper installations are hazardous and may spark a fire. Solar panels must not be mounted on structures and roofs which are made of not fire-resistant materials such as plastic layer, transparent plastic, PVC or similar materials without any fire-protection layer. Usage and installation not in accordance with the guidelines as outlined in the installation manual will terminate the warranty. Please refer to the installation manual and the warranty documents for further details.

* CW Enerji reserves the right to change the specification of products without prior notice.

Ver.2308.21