


PERC MONOCRYSTALLINE 156PM10

156_{cell}



Half Cut Multi-BB DARK SERIES



High Conversion Efficiency

High panel efficiency to guarantee high power output.



Self-Cleaning and Anti-Reflection Glass

Coating glass for self-cleaning reduces surface dust.



Outstanding Low Irradiation Glass

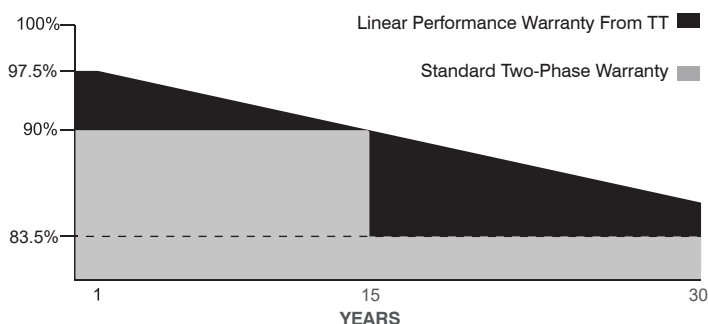
Outstanding panel performance even in weak light conditions.



Easy Installation



IEC 61215, IEC 61730-1, IEC 61730-2
IEC 62804 PID (POTENTIAL INDUCED DEGRADATION)
IEC 61701 SALT MIST CORROSION
IEC 62716 AMMONIA CORROSION
ISO 9001:2015, ISO 14001:2015, ISO 45001:2018



30 Years Performance Warranty



15 Years Product Warranty

156PM10

Peak Power (Pmax)

Module Efficiency

Maximum Power Voltage (Vmp)

Maximum Power Current (Imp)

Open Circuit Voltage (Voc)

Short Circuit Current (Isc)

Power Tolerance

Maximum System Voltage

Operating Temperature

Protection Class

Maximum Series Fuse Rating

MECHANICAL SPECIFICATION

Cell Dimensions (mm)

Cells per Module (pcs)

Weight (kg)

Panel Dimensions (mm)

Max. Wind/Snow Load (Pa)

Junction Box

Junction Box Cable Length (mm)

TT575 156PM10	TT580 156PM10	TT585 156PM10	TT590 156PM10	TT595 156PM10
575 Wp	580 Wp	585 Wp	590 Wp	595 Wp
20.78	20.96	21.14	21.32	21.50
45.00	45.20	45.40	45.60	45.80
12.78	12.84	12.89	12.94	12.99
53.50	53.70	53.90	54.10	54.30
13.61	13.67	13.73	13.78	13.84
0~+5W				
1500V DC				
-40 ~ +85°C				
Class II				
25A				
182x91				
156 (26x6)				
31.0				
2438x1135x35				
2400/5400				
IP68				
300-1200				

TEMPERATURE CHARACTERISTICS

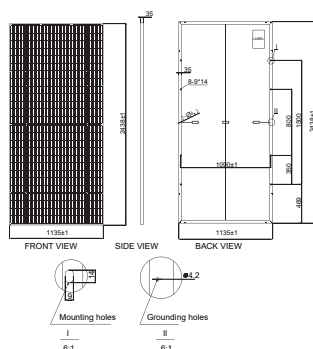
Temp. Coeff. of (Isc)	0.050%/°C
Temp. Coeff. of (Voc)	-0.270%/°C
Temp. Coeff. of (Pmax)	-0.350%/°C

PACKING CONFIGURATION

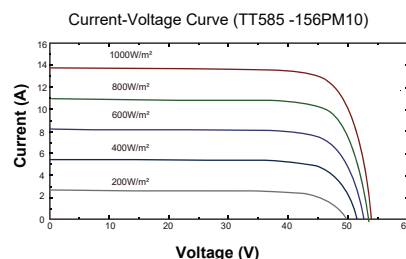
Container 40' GP

Pieces per Pallet	30
Pieces per Container	540
Pallets per Container	18

PHYSICAL CHARACTERISTICS



ELECTRICAL CHARACTERISTICS



*The specifications are obtained under the standard test conditions: 1000W/m2 solar irradiance, 1.5 Air Mass and cell temperature of 25°C. Measurement uncertainty for all panels is 6%. The actual transactions will be subject to the contracts. These parameters are for reference only and it is not a part of the contracts. The technical specifications in this document may vary. For more information, refer to the "Installation Manual".

* For roof, facades and installations on similar surfaces, solar panels should be mounted over a fire-resistant covering suitable for this application, with adequate ventilation between the back of the solar panels and the mounting surface. Improper installations are hazardous and may spark a fire. Solar panels must not be mounted on structures and roofs which are made of not fire-resistant materials such as plastic layer, transparent plastic, PVC or similar materials without any fire-protection layer. Usage and installation not in accordance with the guidelines as outlined in the installation manual will terminate the warranty. Please refer to the installation manual and the warranty documents for further details.

* Please note that the color of PERC monocrystalline cells might vary slightly due to their natural structure. Consequently, there might be a color difference between the cells and between the cells and the backsheet.

* TommaTech® GmbH reserves the right to change the specification of products without prior notice.

Ver.2308.23