

WATER PROOF, SUITABLE FOR ROOFTOP
SOLAR PANEL FRAME SYSTEM

SOLAR ROOF TILE

TOPCON N-TYPE • 144TNCK10

Half-Cut



High Conversion Efficiency

High panel efficiency to guarantee high power output



Self-Cleaning And Anti-Reflection Glass

Coating glass for self-cleaning reduces surface dust



Outstanding Low Irradiation Glass

Outstanding panel performance even in weak light conditions



Excellent Durability

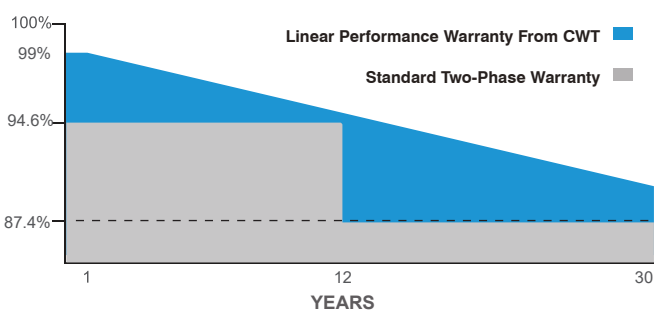
Wind load up to 2400 Pa, Snow load up to 5400 Pa



0~+5W Positive Power Tolerance



Easy Installation

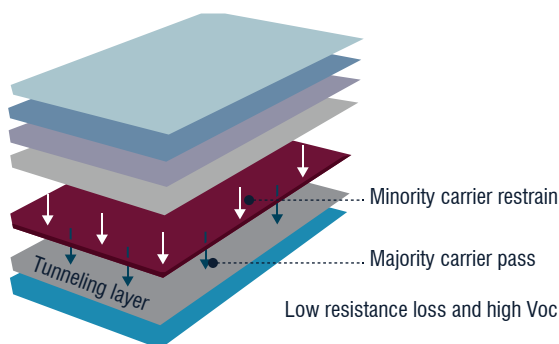


30 Years Performance Warranty



12 Years Product Warranty

**16BB
n-Type**



CWT595-144TNCK10	595	Wp
CWT600-144TNCK10	600	Wp
CWT605-144TNCK10	605	Wp
CWT610-144TNCK10	610	Wp
CWT615-144TNCK10	615	Wp
CWT620-144TNCK10	620	Wp

**30
YEARS
PERFORMANCE
WARRANTY**



IEC 61215, IEC 61730-1, IEC 61730-2
ISO 9001:2015, ISO 14001:2015, ISO 45001:2018

ELECTRICAL CHARACTERISTICS

Model Type	CWT595 144TNCK10	CWT600 144TNCK10	CWT605 144TNCK10	CWT610 144TNCK10	CWT615 144TNCK10	CWT620 144TNCK10
Peak Power (Pmax)	595 Wp	600 Wp	605 Wp	610 Wp	615 Wp	620 Wp
Module Efficiency	23.03	23.23	23.42	23.61	23.81	24.00
Maximum Power Voltage (Vmp)	43.55	43.75	43.95	44.15	44.35	44.55
Maximum Power Current (Imp)	13.67	13.72	13.77	13.82	13.87	13.92
Open Circuit Voltage (Voc)	52.18	52.38	52.58	52.78	52.98	53.18
Short Circuit Current (Isc)	14.36	14.42	14.48	14.54	14.60	14.66
Power Tolerance	0~+5W					
Maximum System Voltage	1500V DC					
Operating Temperature	-40 ~ +85°C					
Protection Class	Class II					
Maximum Series Fuse Rating	25A					

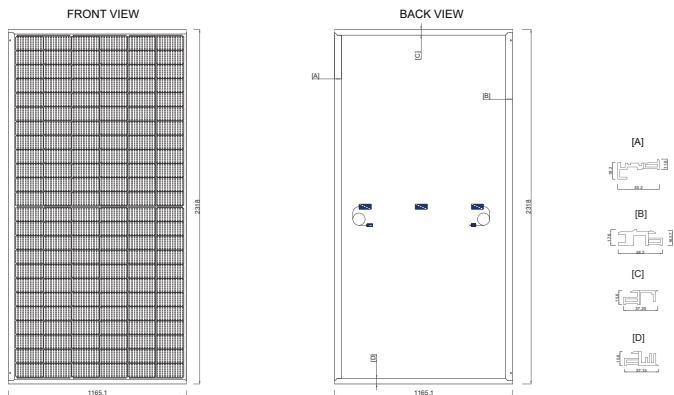
MECHANICAL SPECIFICATIONS

Cell Dimensions(mm)	182,2 x 91,8
Cells per Module(pcs)	144 (6x24)
Weight(kg)	35.6
Panel Dimensions(mm)	2318x1165.1
Max. Wind/Snow Load(Pa)	2400/5400
Junction Box	IP68
Junction Box Cable Length(mm)	350-1600
Purlins Spacing(mm)	1122

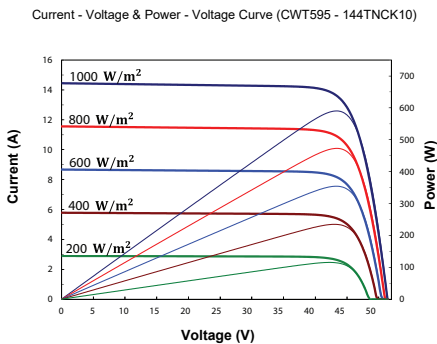
TEMPERATURE CHARACTERISTICS

Temp. Coeff. of (Isc)	0.040%/°C
Temp. Coeff. of (Voc)	-0.260%/°C
Temp. Coeff. of (Pmax)	-0.30%/°C

PHYSICAL CHARACTERISTICS



ELECTRICAL CHARACTERISTICS



* The specifications are obtained under the standard test conditions: 1000W/m2 solar irradiance, 1.5 Air Mass and cell temperature of 25°C. Measurement uncertainty for all panels is 3%. The actual transactions will be subject to the contracts. These parameters are for reference only and it is not a part of the contracts. The technical specifications in this document may vary. For more information, refer to the "Installation Manual".

* For roof, facades and installations on similar surfaces, solar panels should be mounted over a fire-resistant covering suitable for this application, with adequate ventilation between the back of the solar panels and the mounting surface. Improper installations are hazardous and may spark a fire. Solar panels must not be mounted on structures and roofs which are made of not fire-resistant materials such as plastic layer, transparent plastic, PVC or similar materials without any fire-protection layer. Usage and installation not in accordance with the guidelines as outlined in the installation manual will terminate the warranty. Please refer to the installation manual and the warranty documents for further details.

* CW Enerji reserves the right to change the specification of products without prior notice.