

BIFACIAL TOPCON MONOCRYSTALLINE 132TNB12



- ◆ TT755-132TNB12 755 Wp
- ◆ TT750-132TNB12 750 Wp
- ◆ TT745-132TNB12 745 Wp
- ◆ TT740-132TNB12 740 Wp
- ◆ TT735-132TNB12 735 Wp
- ◆ TT730-132TNB12 730 Wp
- ◆ TT725-132TNB12 725 Wp
- ◆ TT720-132TNB12 720 Wp



High Conversion Efficiency

High panel efficiency to guarantee high power output



Self-Cleaning And Anti-Reflection Glass

Coating glass for self-cleaning reduces surface dust



Outstanding Low Irradiation Glass

Outstanding panel performance even in weak light conditions



Excellent Durability

Wind load up to 2400 Pa, Snow load up to 5400 Pa



0~+5W Positive Power Tolerance



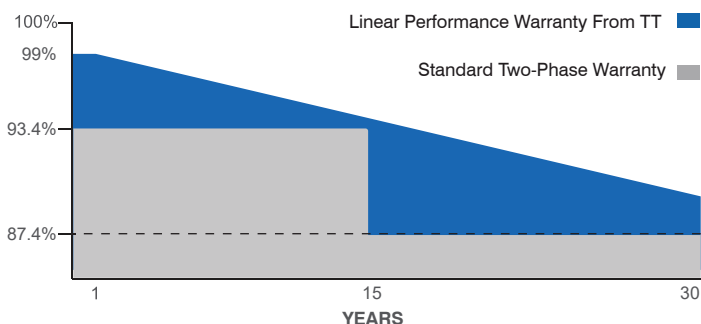
Easy Installation



Double Sided Power Generation



18BB
n-Type



30 Years Performance Warranty



15 Years Product Warranty

Half-Cut

DOUBLE GLASS



IEC 61215, IEC 61730-1, IEC 61730-2
ISO 9001:2015, ISO 14001:2015, ISO 45001:2018



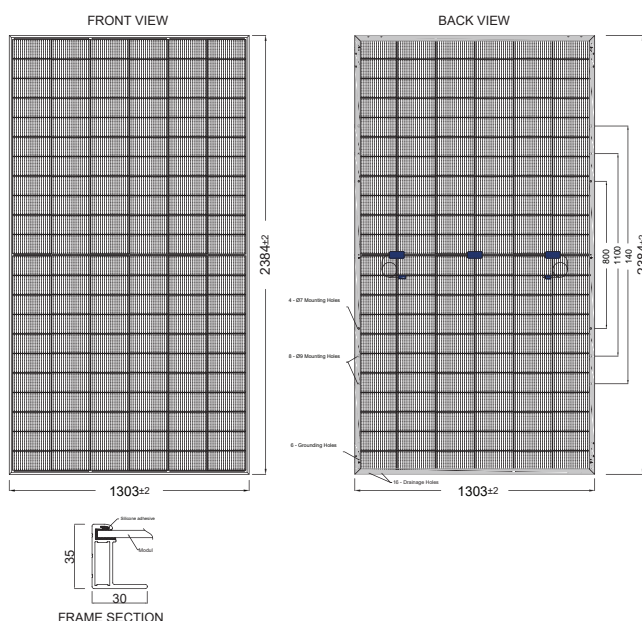
SOMPO

Model Type	TT720 132TNB12	TT725 132TNB12	TT730 132TNB12	TT735 132TNB12	TT740 132TNB12	TT745 132TNB12	TT750 132TNB12	TT755 132TNB12
Peak Power (P _{max})	720 Wp	725 Wp	730 Wp	735 Wp	740 Wp	745 Wp	750 Wp	755 Wp
Module Efficiency	23.18	23.34	23.50	23.66	23.82	23.98	24.14	24.31
Maximum Power Voltage (V _{mp})	40.50	40.70	40.90	41.10	41.30	41.50	41.70	41.90
Maximum Power Current (I _{mp})	17.78	17.82	17.85	17.89	17.92	17.96	17.99	18.02
Open Circuit Voltage (V _{oc})	48.60	48.80	49.00	49.20	49.40	49.60	49.80	50.00
Short Circuit Current (I _{sc})	18.67	18.72	18.76	18.80	18.85	18.89	18.95	18.99
Power Tolerance	0~+5W							
Maximum System Voltage	1500V DC							
Operating Temperature	-40 ~ +85°C							
Fire Safety Class	Class II							
Maximum Series Fuse Rating	25A							

MECHANICAL SPECIFICATIONS

Cell Dimensions(mm)	210x105
Cells per Module(pcs)	132 (6x22)
Weight(kg)	37.5
Panel Dimensions(mm)	2384x1303x35
Max. Wind/Snow Load(Pa)	2400/5400
Junction Box	IP68
Junction Box Cable Length(mm)	300-1600
Glass Thickness (mm)	2.0 / 2.0

PHYSICAL CHARACTERISTICS



REAR SIDE POWER GAIN

(735W Front Power Referenced)

Rear Power Gain	5%	10%	15%	20%	25%
Maximum Power (P _{max})	771.75	808.50	845.25	882	918.75
Short Circuit Current (I _{sc})	19.74	20.68	21.62	22.56	23.50
Open Circuit Voltage (V _{oc})	51.66	54.12	56.58	59.04	61.50
Maximum Power Current (I _{mp})	18.78	19.68	20.57	21.47	22.36
Maximum Power Voltage (V _{mp})	43.15	45.21	47.26	49.32	51.38

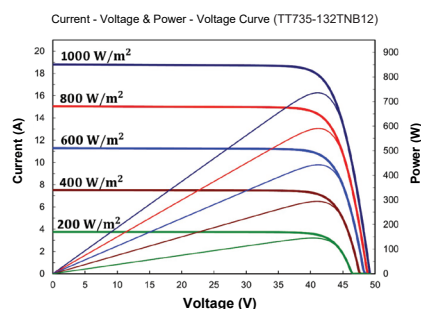
TEMPERATURE CHARACTERISTICS

Temp. Coeff. of (I _{sc})	0.040%/°C
Temp. Coeff. of (V _{oc})	-0.26%/°C
Temp. Coeff. of (P _{max})	-0.32%/°C

PACKING CONFIGURATION

Container	40' GP
Pieces per Pallet	31
Pieces per Container	527
Pallet Per Container	17

ELECTRICAL CHARACTERISTICS



* The specifications are obtained under the standard test conditions: 1000W/m² solar irradiance, 1.5 Air Mass and cell temperature of 25°C. Measurement uncertainty for all panels is 6%. The actual transactions will be subject to the contracts. These parameters are for reference only and it is not a part of the contracts. The technical specifications in this document may vary. For more information, refer to the "Installation Manual".

* For roof, facades and installations on similar surfaces, solar panels should be mounted over a fire-resistant covering suitable for this application, with adequate ventilation between the back of the solar panels and the mounting surface. Improper installations are hazardous and may spark a fire. Solar panels must not be mounted on structures and roofs which are made of not fire-resistant materials such as plastic layer, transparent plastic, PVC or similar materials without any fire-protection layer. Usage and installation not in accordance with the guidelines as outlined in the installation manual will terminate the warranty. Please refer to the installation manual and the warranty documents for further details.

* Tommatech® GmbH reserves the right to change the specification of products without prior notice.

Ver.2501.08