

PERC MONOCRYSTALLINE 120TPM12

- ◆ TT410-120TPM12 410 Wp
- ◆ TT395-120TPM12 395 Wp
- ◆ TT405-120TPM12 405 Wp
- ◆ TT390-120TPM12 390 Wp
- ◆ TT400-120TPM12 400 Wp



High Conversion Efficiency

High panel efficiency to guarantee high power output



Self-Cleaning And Anti-Reflection Glass

Coating glass for self-cleaning reduces surface dust



Outstanding Low Irradiation Glass

Outstanding panel performance even in weak light conditions



Excellent Durability


Wind load up to 2400 Pa, Snow load up to 5400 Pa



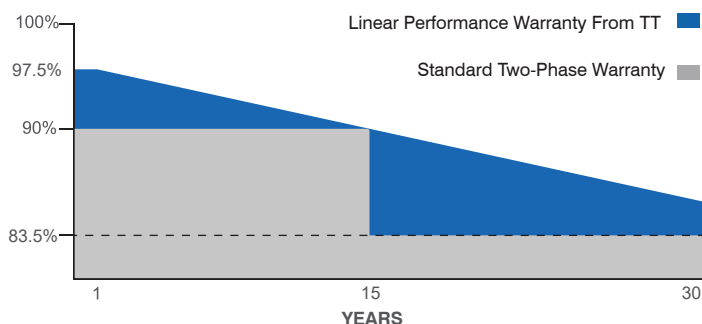
0~+5W Positive Power Tolerance



Easy Installation



12BB



30 Years Performance Warranty



15 Years Product Warranty

Triple≡Cut



ISO 9001:2015, ISO 14001:2015, ISO 45001:2018



SOMPO

Model Type	TT390 120TPM12	TT395 120TPM12	TT400 120TPM12	TT405 120TPM12	TT410 120TPM12
Peak Power (P _{max})	390 Wp	395 Wp	400 Wp	405 Wp	410 Wp
Module Efficiency	20.3	20.5	20.8	21.1	21.3
Maximum Power Voltage (V _{mp})	33.8	34.0	34.2	34.4	34.6
Maximum Power Current (I _{mp})	11.54	11.62	11.70	11.77	11.85
Open Circuit Voltage (V _{oc})	40.8	41.0	41.2	41.4	41.6
Short Circuit Current (I _{sc})	12.14	12.21	12.28	12.34	12.42
Power Tolerance	0~+5W				
Maximum System Voltage	1500V DC				
Operating Temperature	-40 ~ +85°C				
Protection Class	Class II				
Maximum Series Fuse Rating	20A				

MECHANICAL SPECIFICATIONS

Cell Dimensions(mm)	210 x 70
Cells per Module(pcs)	120 (6x20)
Weight(kg)	21.0
Panel Dimensions(mm)	1754x1096x30
Max. Wind/Snow Load(Pa)	2400/5400
Junction Box	IP68
Junction Box Cable Length(mm)	350-1200

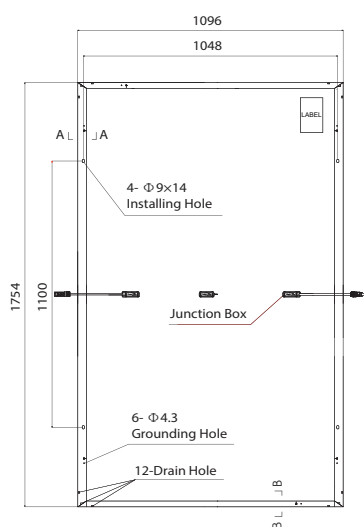
TEMPERATURE CHARACTERISTICS

Temp. Coeff. of (I _{sc})	0.04%/°C
Temp. Coeff. of (V _{oc})	-0.25%/°C
Temp. Coeff. of (P _{max})	-0.34%/°C

PACKING CONFIGURATION

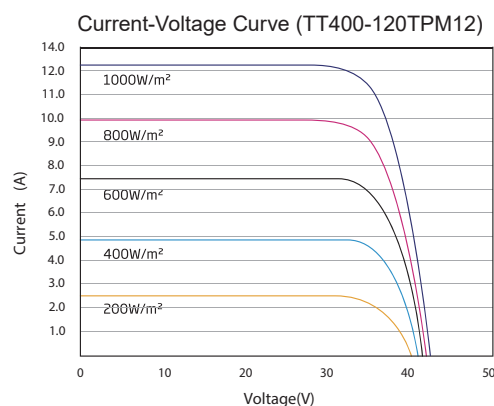
Container	40' GP
Pieces per Pallet	31
Pieces per Container	620
Pallet Per Container	20

PHYSICAL CHARACTERISTICS



BACK VIEW

ELECTRICAL CHARACTERISTICS



* The specifications are obtained under the standard test conditions: 1000W/m² solar irradiance, 1.5 Air Mass and cell temperature of 25°C. Measurement uncertainty for all panels is 6%. The actual transactions will be subject to the contracts. These parameters are for reference only and it is not a part of the contracts. The technical specifications in this document may vary. For more information, refer to the "Installation Manual".

* For roof, facades and installations on similar surfaces, solar panels should be mounted over a fire-resistant covering suitable for this application, with adequate ventilation between the back of the solar panels and the mounting surface. Improper installations are hazardous and may spark a fire. Solar panels must not be mounted on structures and roofs which are made of not fire-resistant materials such as plastic layer, transparent plastic, PVC or similar materials without any fire-protection layer. Usage and installation not in accordance with the guidelines as outlined in the installation manual will terminate the warranty. Please refer to the installation manual and the warranty documents for further details.

* TommaTech® GmbH reserves the right to change the specification of products without prior notice.

Ver.2309.6