
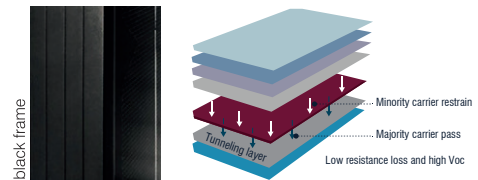


TOPCON MONOCRYSTALLINE • 108TNFB10

108<sub>cell</sub>



## Half-Cut Multi-BB BLACK SERIES



### High Conversion Efficiency

High panel efficiency to guarantee high power output



### Self-Cleaning And Anti-Reflection Glass

Coating glass for self-cleaning reduces surface dust.



### Outstanding Low Irradiation Glass

Outstanding panel performance even in weak light conditions



### Excellent Durability

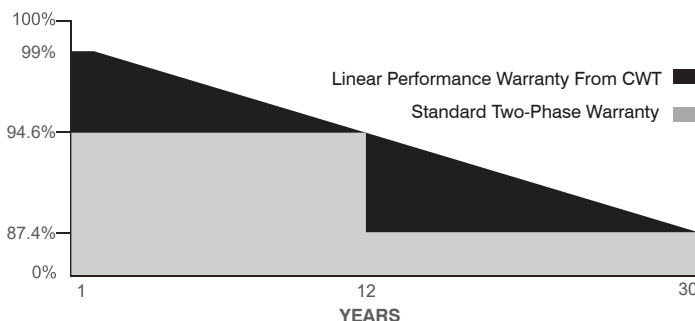
Wind load up to 2400 Pa, Snow load up to 5400 Pa

0~+5W

### 0~ +5W Positive Power Tolerance



### Easy Installation



✓ 30 Years Performance Warranty

✓ 12 Years Product Warranty



wherever the sun is shining...



IEC 61215, IEC 61730-1, IEC 61730-2  
IEC 62969 PID (POTENTIAL INDUCED DEGRADATION)  
IEC 61701 SALT MIST CORROSION  
IEC 62716 AMMONIA CORROSION  
ISO 9001:2015, ISO 14001:2015, ISO 45001:2018

cw-enerji.com

## 108TNFB10

- Peak Power (Pmax)
- Module Efficiency
- Maximum Power Voltage (Vmp)
- Maximum Power Current (Imp)
- Open Circuit Voltage (Voc)
- Short Circuit Current (Isc)
- Power Tolerance
- Maximum System Voltage
- Operating Temperature
- Protection Class
- Maximum Series Fuse Rating

### MECHANICAL SPECIFICATION

- Cell Dimensions (mm)
- Cells per Module (pcs)
- Weight (kg)
- Panel Dimensions (mm)
- Max. Wind/Snow Load (Pa)
- Junction Box
- Junction Box Cable Length (mm)

CWT435 108TNFB10	CWT440 108TNFB10	CWT445 108TNFB10	CWT450 108TNFB10
435 Wp	440Wp	445 Wp	450 Wp
22.28	22.53	22.79	23.04
32.54	32.74	32.94	33.14
13.37	13.44	13.51	13.58
38.51	38.71	38.91	39.11
14.17	14.24	14.30	14.38
0~+5W			
1500V DC			
-40 ~ +85°C			
Class II			
25A			
182x91			
108 (6x18)			
21.45			
1722x1134x30			
2400/5400			
IP68			
300-1600			

### TEMPERATURE CHARACTERISTICS

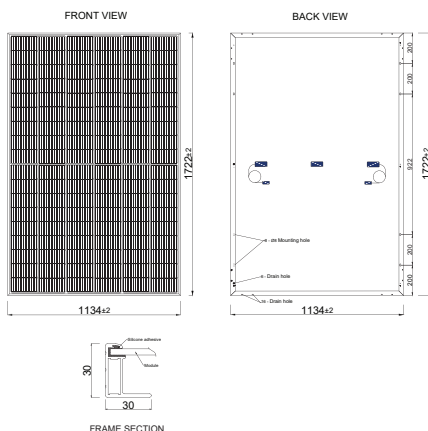
Temp. Coeff. of (Isc)	0.040%/°C
Temp. Coeff. of (Voc)	-0.260%/°C
Temp. Coeff. of (Pmax)	-0.30%/°C

### PACKING CONFIGURATION

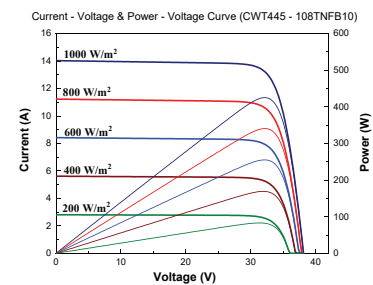
Container 40' HC

Pieces per Pallet	35
Pieces per Container	910
Pallets per Container	26

### PHYSICAL CHARACTERISTICS



### ELECTRICAL CHARACTERISTICS



\* The specifications are obtained under the standard test conditions: 1000W/m<sup>2</sup> solar irradiance, 1.5 Air Mass and cell temperature of 25°C. Measurement uncertainty for all panels is 3%. The actual transactions will be subject to the contracts. These parameters are for reference only and it is not a part of the contracts. The technical specifications in this document may vary. For more information, refer to the "Installation Manual".

\* For roof, facades and installations on similar surfaces, solar panels should be mounted over a fire-resistant covering suitable for this application, with adequate ventilation between the back of the solar panels and the mounting surface. Improper installations are hazardous and may spark a fire. Solar panels must not be mounted on structures and roofs which are made of not fire-resistant materials such as plastic layer, transparent plastic, PVC or similar materials without any fire-protection layer. Usage and installation not in accordance with the guidelines as outlined in the installation manual will terminate the warranty. Please refer to the installation manual and the warranty documents for further details.

\* CW Enerji reserves the right to change the specification of products without prior notice.