CW Enerji®

CWT SOLAR PANEL

CW ENERJİ

BIFACIAL TOPCON MONOCRYSTALLINE • 108TNB10

HalfCut

Reliability Tested & Verified
High Performance Durability Under Extended Stress

High Conversion Efficiency
High panel efficiency to guarantee high power output

Self-Cleaning And Anti-Reflection Glass
Coating glass for self-cleaning reduces surface dust

Outstanding Low Irradiation Glass
Outstanding panel performance even in weak light conditions

0~+5W Positive Power Tolerance

Easy Installation

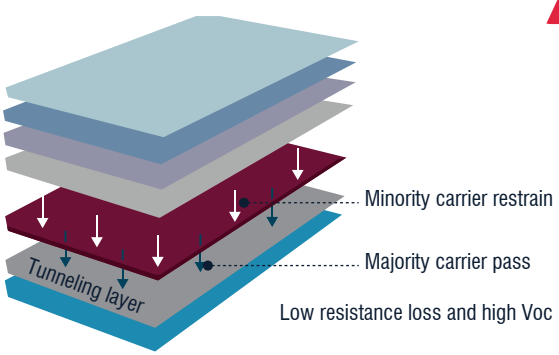

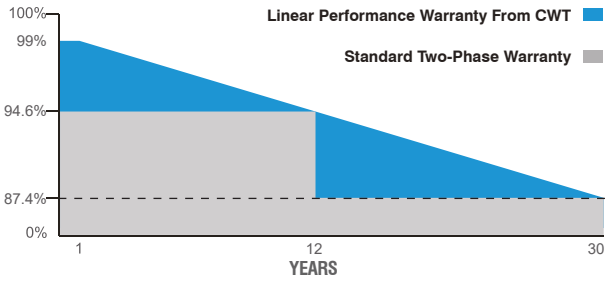

30 Years Performance Warranty
12 Years Product Warranty

CWT450-108TNB10	450 Wp
CWT445-108TNB10	445 Wp
CWT440-108TNB10	440 Wp
CWT435-108TNB10	435 Wp
CWT430-108TNB10	430 Wp
CWT425-108TNB10	425 Wp
CWT420-108TNB10	420 Wp

30 YEARS PERFORMANCE WARRANTY

SOMPO ISO PV CYCLE CE

IEC 61215, IEC 61730-1, IEC 61730-2 IEC 63209-1
ISO 9001:2015, ISO 14001:2015, ISO 45001:2018
UL 61730-1, UL 61730-2

BIFACIAL TOPCON MONOCRYSTALLINE ● 108TNB10 Half-Cut

ELECTRICAL CHARACTERISTICS

Model Type	CWT420 108TNB10	CWT425 108TNB10	CWT430 108TNB10	CWT435 108TNB10	CWT440 108TNB10	CWT445 108TNB10	CWT450 108TNB10
Peak Power (Pmax)	420 Wp	425Wp	430 Wp	435 Wp	440 Wp	445 Wp	450 Wp
Module Efficiency	21.51	21.76	22.02	22.28	22.53	22.79	23.04
Maximum Power Voltage (Vmp)	31.94	32.14	32.34	32.54	32.74	32.94	33.14
Maximum Power Current (Imp)	13.15	13.23	13.30	13.37	13.44	13.51	13.58
Open Circuit Voltage (Voc)	37.91	38.11	38.31	38.51	38.71	38.91	39.11
Short Circuit Current (Isc)	13.95	14.03	14.10	14.17	14.24	14.31	14.38
Power Tolerance	0~+5W						
Maximum System Voltage	1500V DC						
Operating Temperature	-40 ~ +85°C						
Protection Class	Class II						
Fire Class	Type 29						
Maximum Series Fuse Rating	25A						
Bifaciality Rate	%80±5						

MECHANICAL SPECIFICATIONS

Cell Dimensions [mm]	182,2x91,8
Cells per Module [pcs]	108 (6x18)
Weight [kg]	21.45
Panel Dimensions[mm]	1722x1134x30
Max. Wind/Snow Load(Pa)	2400/5400
Junction Box	IP68
Junction Box Cable Length[mm]	300-1600

TEMPERATURE CHARACTERISTICS

(445W Front Power Referenced)

Rear Side Power Gain	5%	10%	15%	20%	25%
Peak Power (Pmax)	467.25	489.50	511.75	534.00	556.25
Short Circuit Current (Isc)	15.03	15.75	16.46	17.18	17.89
Open Circuit Voltage (Voc)	38.71	38.91	38.91	38.91	38.91
Maximum Power Current (Imp)	14.19	14.86	15.54	16.21	16.89
Maximum Power Voltage (Vmp)	32.94	32.94	32.94	32.94	32.94

PHYSICAL CHARACTERISTICS

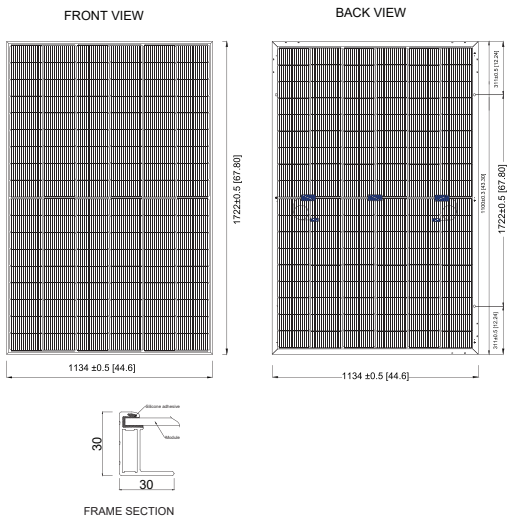

TEMPERATURE CHARACTERISTICS

Temp. Coeff. of (Isc)	0.040%/°C
Temp. Coeff. of (Voc)	-0.260%/°C
Temp. Coeff. of (Pmax)	-0.30%/°C

PACKING CONFIGURATION

Container	40' HC
Pieces per Pallet	35
Pieces Per Container	910
Pallet Per Container	26

ELECTRICAL CHARACTERISTICS

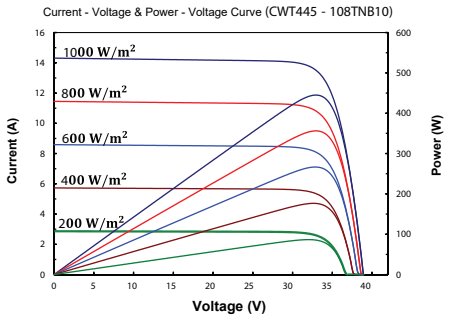

* The specifications are obtained under the standard test conditions: 1000W/m2 solar irradiance, 1.5 Air Mass and cell temperature of 25°C. Measurement uncertainty for all panels is 3%. The actual transactions will be subject to the contracts. These parameters are for reference only and it is not a part of the contracts. The technical specifications in this document may vary. For more information, refer to the "Installation Manual".

* For roof, facades and installations on similar surfaces, solar panels should be mounted over a fire-resistant covering suitable for this application, with adequate ventilation between the back of the solar panels and the mounting surface. Improper installations are hazardous and may spark a fire. Solar panels must not be mounted on structures and roofs which are made of not fire-resistant materials such as plastic layer, transparent plastic, PVC or similar materials without any fire-protection layer. Usage and installation not in accordance with the guidelines as outlined in the installation manual will terminate the warranty. Please refer to the installation manual and the warranty documents for further details.

* CW Enerji reserves the right to change the specification of products without prior notice.

Ver.2512.26

CW Enerji®