

WATER PROOF, SUITABLE FOR ROOFTOP
SOLAR PANEL FRAME SYSTEM

SOLAR ROOF TILE

PERC MONOCRYSTALLINE • 108PMCK12

Half-Cut



High Conversion Efficiency

High panel efficiency to guarantee high power output



Self-Cleaning And Anti-Reflection Glass

Coating glass for self-cleaning reduces surface dust



Outstanding Low Irradiation Glass

Outstanding panel performance even in weak light conditions



Excellent Durability


Wind load up to 2400 Pa, Snow load up to 5400 Pa



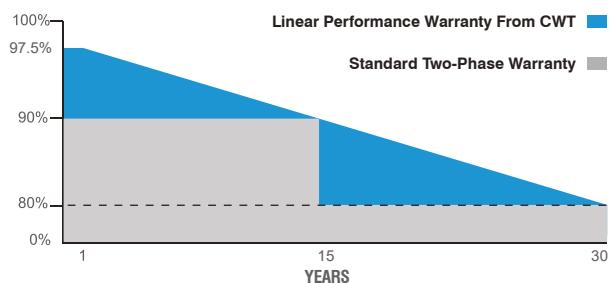
0~+5W Positive Power Tolerance



Easy Installation



12BB



30 Years Performance Warranty



15 Years Product Warranty

CWT550-108PMCK12 550 Wp
CWT545-108PMCK12 545 Wp
CWT540-108PMCK12 540 Wp
CWT535-108PMCK12 535 Wp
CWT530-108PMCK12 530 Wp



SOMPO



ELECTRICAL CHARACTERISTICS

Model Type	CWT530 108PMCK12	CWT535 108PMCK12	CWT540 108PMCK12	CWT545 108PMCK12	CWT550 108PMCK12
Peak Power (Pmax)	530 Wp	535 Wp	540 Wp	545 Wp	550 Wp
Module Efficiency	19.77	19.96	20.14	20.33	20.52
Maximum Power Voltage (Vmp)	30.7	30.9	31.1	31.3	31.5
Maximum Power Current (Imp)	17.27	17.31	17.36	17.42	17.46
Open Circuit Voltage (Voc)	37.0	37.2	37.5	37.7	37.9
Short Circuit Current (Isc)	18.28	18.33	18.38	18.45	18.49
Power Tolerance	0~+5W				
Maximum System Voltage	1500V DC				
Operating Temperature	-40 ~ +85°C				
Protection Class	Class II				
Maximum Series Fuse Rating	30A				

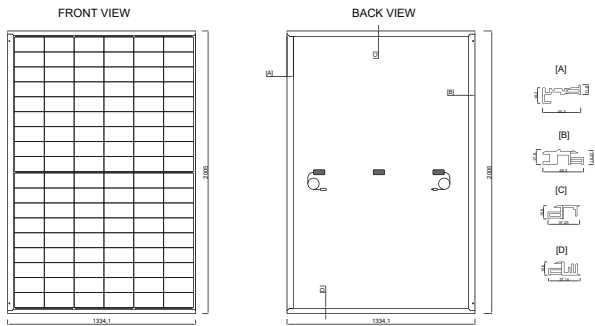
MECHANICAL SPECIFICATIONS

Cell Dimensions(mm)	210 x 105
Cells per Module(pcs)	108 (6x18)
Weight(kg)	30.6
Panel Dimensions(mm)	2005 x 1334.1
Max. Wind/Snow Load(Pa)	2400/5400
Junction Box	IP68
Junction Box Cable Length(mm)	350-1600
Purlins spacing (mm)	1291

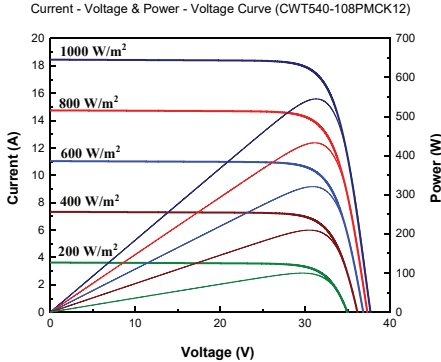
TEMPERATURE CHARACTERISTICS

Temp. Coeff. of (Isc)	0.050%/°C
Temp. Coeff. of (Voc)	-0.270%/C
Temp. Coeff. of (Pmax)	-0.350%/°C

PHYSICAL CHARACTERISTICS



ELECTRICAL CHARACTERISTICS



* The specifications are obtained under the standard test conditions: 1000W/m2 solar irradiance, 1.5 Air Mass and cell temperature of 25°C. Measurement uncertainty for all panels is 3%. The actual transactions will be subject to the contracts. These parameters are for reference only and it is not a part of the contracts. The technical specifications in this document may vary. For more information, refer to the "Installation Manual".

* For roof, facades and installations on similar surfaces, solar panels should be mounted over a fire-resistant covering suitable for this application, with adequate ventilation between the back of the solar panels and the mounting surface. Improper installations are hazardous and may spark a fire. Solar panels must not be mounted on structures and roofs which are made of not fire-resistant materials such as plastic layer, transparent plastic, PVC or similar materials without any fire-protection layer. Usage and installation not in accordance with the guidelines as outlined in the installation manual will terminate the warranty. Please refer to the installation manual and the warranty documents for further details.

* CW Enerji reserves the right to change the specification of products without prior notice.