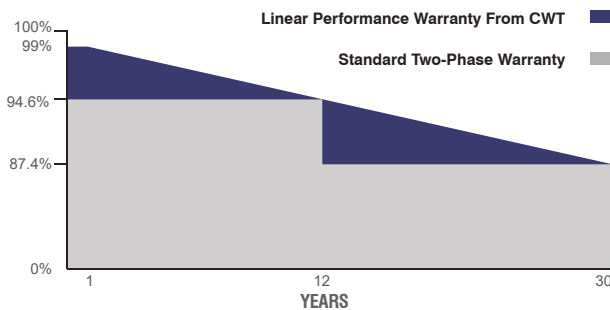


## TOPCON MONOCRYSTALLINE • 108TN12

# Half Cut



-  **High Conversion Efficiency**  
High panel efficiency to guarantee high power output
-  **Self-Cleaning And Anti-Reflection Glass**  
Coating glass for self-cleaning reduces surface dust
-  **Outstanding Low Irradiation Glass**  
Outstanding panel performance even in weak light conditions
-  **Excellent Durability**  
Wind load up to 2400 Pa, Snow load up to 5400 Pa
-  **0~+5W Positive Power Tolerance**
-  **Easy Installation**



 30 Years Performance Warranty  12 Years Product Warranty

- CWT575-108TN12 575 Wp
- CWT570-108TN12 570 Wp
- CWT565-108TN12 565 Wp
- CWT560-108TN12 560 Wp
- CWT555-108TN12 555 Wp



IEC 61215, IEC 61730-1, IEC 61730-2  
ISO 9001:2015, ISO 14001:2015, ISO 45001:2018

ELECTRICAL CHARACTERISTICS

Model Type	CWT555 108TN12	CWT560 108TN12	CWT565 108TN12	CWT570 108TN12	CWT575 108TN12
Peak Power (P <sub>max</sub> )	555 Wp	560 Wp	565 Wp	570 Wp	575 Wp
Module Efficiency (%)	21.68	21.87	22.07	22.26	22.46
Maximum Power Voltage (V <sub>mp</sub> )	32.40	32.60	32.80	33.00	33.20
Maximum Power Current (I <sub>mp</sub> )	17.13	17.18	17.23	17.28	17.32
Open Circuit Voltage (V <sub>oc</sub> )	37.60	37.80	38.00	38.20	38.40
Short Circuit Current (I <sub>sc</sub> )	18.22	18.27	18.33	18.38	18.42
Power Tolerance	0~+5W				
Maximum System Voltage	1500V DC				
Operating Temperature	-40 ~ +85°C				
Protection Class	Class II				
Maximum Series Fuse Rating	25A				

MECHANICAL SPECIFICATIONS

Cell Dimensions(mm/inch)	210x105 / 8.37x4.14
Cells per Module(pcs)	108 (6x18)
Weight(kg/lbs)	28.5 / 62.83
Panel Dimensions(mm/inch)	1965x1303x35 / 77.37x51.30x1.38
Max. Wind/Snow Load(Pa)/(lb/ft2)	(2400 / 5400) / (50 / 212)
Junction Box	IP68
Junction Box Cable Length(mm/inch)	350-1600 / 13.78-63.00
Frame Color	Silver / Black


TEMPERATURE CHARACTERISTICS

Temp. Coeff. of (I <sub>sc</sub> )	0.040%/°C
Temp. Coeff. of (V <sub>oc</sub> )	-0.260%/°C
Temp. Coeff. of (P <sub>max</sub> )	-0.320%/°C

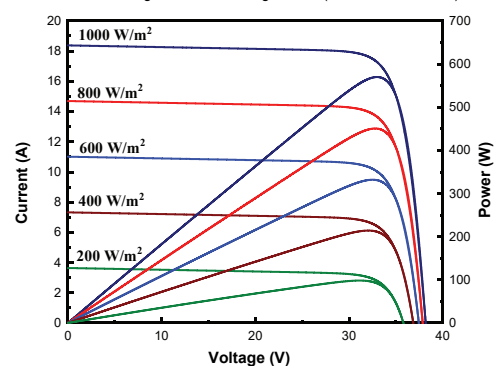
PACKING CONFIGURATION

Container	40' HQ
Pieces per Pallet	30
Pieces Per Container	480
Pallet Per Container	16

PHYSICAL CHARACTERISTICS



Current - Voltage & Power - Voltage Curve (CWT570 - 108TN12)



\* The specifications are obtained under the standard test conditions: 1000W/m2 solar irradiance, 1.5 Air Mass and cell temperature of 25°C. Measurement uncertainty for all panels is 3%. The actual transactions will be subject to the contracts. These parameters are for reference only and it is not a part of the contracts. The technical specifications in this document may vary. For more information, refer to the "Installation Manual".

\* For roof, facades and installations on similar surfaces, solar panels should be mounted over a fire-resistant covering suitable for this application, with adequate ventilation between the back of the solar panels and the mounting surface. Improper installations are hazardous and may spark a fire. Solar panels must not be mounted on structures and roofs which are made of not fire-resistant materials such as plastic layer, transparent plastic, PVC or similar materials without any fire-protection layer. Usage and installation not in accordance with the guidelines as outlined in the installation manual will terminate the warranty. Please refer to the installation manual and the warranty documents for further details.

\* CW Enerji reserves the right to change the specification of products without prior notice.